
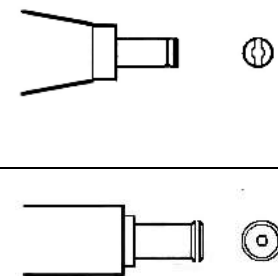
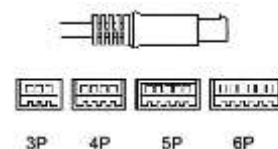

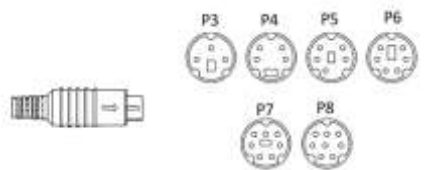
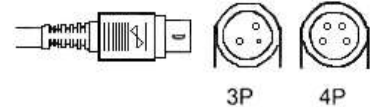


Output Connector Reference Guide

EX.) DT M 120 A xxx x XX A

A Cable with ferrite core

Output Connector Reference Number	Plug Name	I.D.	O.D.	Length (mm)	Connector Outline Diagram
1	Barrel Plug	1.35	3.5	6-12	 <p>Barrel Plug</p> <p>Barrel Plug R/A</p>
2		2.1	5.5	7-10	
3		2.1	5.5	10.5-14	
4	Barrel Plug R/A	1.35	3.5	6-12	
5		2.1	5.5	7-10	
6		2.1	5.5	10.5-14	
7	Barrel Plug	2.5	5.5	8-14	
8	Barrel Plug R/A	2.5	5.5	8-14	
A1	EIAJ-1	0.7	2.35	6-12	
A1R	EIAJ-1 R/A	0.7	2.35	6-12	
A2	EIAJ-2	1.7	4.0	7-12	
A2R	EIAJ-2 R/A	1.7	4.0	7-12	
A3	EIAJ-3	1.7	4.75	7-12	
A3R	EIAJ-3 R/A	1.7	4.75	7-12	
A4	EIAJ-4	1.0/3.3	5.5	9.5	
A4R	EIAJ-4 R/A	1.0/3.3	5.5	9.5	
A5	EIAJ-5	1.37/4.4	6.5	9.5	
A5R	EIAJ-5 R/A	1.37/4.4	6.5	9.5	
Output Connector	Plug Name	Number of Pins			Connector Outline Diagram
B1	MOLEX 3.96MM	3 Pin			 <p>3P 4P 5P 6P</p>
B2		4 Pin			
B3		5 Pin			
B4		6 Pin			
C1	RJ Series	4 Pin			 <p>4P 6P 8P</p>
C2		6 Pin			
C3		8 Pin			
D1	Mini-DIN (male)	3 Pin			 <p>P3 P4 P5 P6 P7 P8</p>
D2		4 Pin			
D3		5 Pin			
D4		6 Pin			
D5		7 Pin			
D6		8 Pin			
E1	Power Mini-DIN (male)	3 Pin			 <p>3P 4P</p>
E2		4 Pin			

Output Connector Reference Number	Plug Name	Number of Pins	Connector Outline Diagram
F1	DIN (male)	3 Pin	
F2		4 Pin	
F3		5 Pin	
F4		5 Pin	
F5		6 Pin	
F6		7 Pin	
F7		8 Pin	
T	Interchangeable	2 Pin	
USBC	USB-C	Multi-pin	
USBM	Micro-USB	5 PIN	
USB	USB	4 Pin	
SUSB	Mini-USB	4 Pin	
MUSB	Mini-USB	5 Pin	
TN	Strip & Tinned	-	