

■ Features

- Single output from 75W
- Input voltage range: 90-264V
- Output current(1290mA-6250mA)
- 2"x 3" form factor
- Efficiency to 93%
- Protections: SCP, OCP, and OVP
- Class 1 & Class 2 options
- 2.00m Hours, Telcordia-SR332-issue 3



*Product images are for illustrative purposes only and may vary from actual design.

■ Applications

- Network system, telecommunication system, storage system, industrial equipment, and consumer electronics

■ Model List*(See part number scheme for model number details)

Model Number	Input Voltage	Output Power	Output Voltage	Output Current Min.	Output Current Max.	Efficiency	Certificates
SPJ75-120-XY	90–264Vac	75W	12V	0	6.25A	90%	UL/cUL
SPJ75-150-XY	90–264Vac	75W	15V	0	5A	90%	UL/cUL
SPJ75-240-XY	90–264Vac	75W	24V	0	3.12A	91%	UL/cUL
SPJ75-300-XY	90–264Vac	75W	30V	0	2.5A	91%	UL/cUL
SPJ75-480-XY	90–264Vac	75W	48V	0	1.56A	93%	UL/cUL
SPJ75-580-XY	90–264Vac	75W	58V	0	1.29A	93%	UL/cUL

■ Technical Data

AC Input	90-264Vac
Input Frequency	47-63Hz
Input Current	115Vac: 1A max 230Vac: 0.5A max
No Load Power	<0.3W
Inrush Current	115Vac: 25A, 230Vac: 45A, 264Vac: 75A
Hold-up Time	>16ms@120Vac Typical
Power Factor	Exceeds 0.95 with Full Load, Active PFC
Output Power	75W
Output Voltage Adjustability	±3%
Line Regulation	±0.5%
Load Regulation	±1%
Transient Response	25% step load change, at 0.1A/uS slew rate, 50% duty cycle, 50Hz=4%, recovery time <5ms
Rise Time	55ms typical
Set Point Tolerance	±1%
Over Current Protection	110% typical above rating
Over Voltage Protection	110 to 140%, Latch type (AC recycling required)

Technical Sales / Customer Service: +1-818-338-7788 • Email: sales@autec.com
 31328 Via Colinas Suite 102 • Westlake Village, CA 91362 USA • www.autec.com

■ Technical Data(con.t)

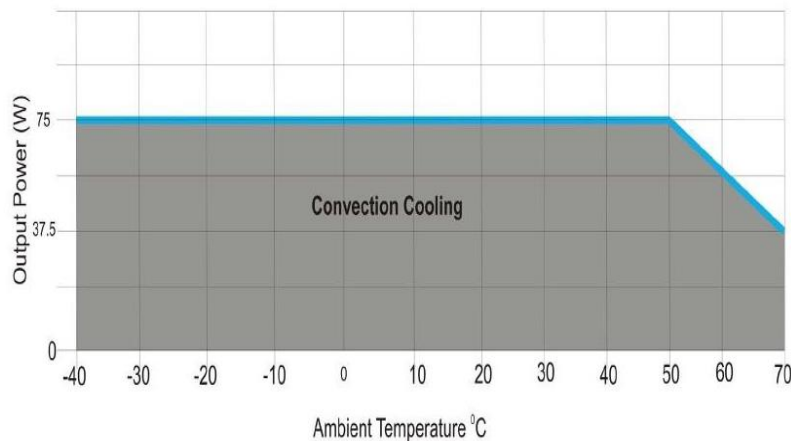
Short Circuit Protection	Hiccup mode
Switching Frequency	Approximately 60kHz
Operating Temperature	-40-70°C
Storage Temperature	-40-+85°C
Relative Humidity	5%-95% Rh, noncondensing
Altitude	Operating: 16,000ft.; Nonoperating: 40,000 ft.
MTBF	2.00m Hours, Telcordia-SR332-issue 3
Isolation Voltage	Input to Output-3000Vac for ITE application Input to GND-1500Vac
Cooling	Convection

■ Safety and EMC Approval

CE Mark	Complies with LVD Directive
Conducted Emissions	EN55022-B, CISPR22-B, FCC Par15-B
Static Discharge	EN61000-4-2, Level-3
RF Field Susceptibility	EN61000-4-3, Level-3
Fast Transients/Bursts	EN61000-4-4, Level-3
Radiated Emissions	Level A radiated, Level B radiated with external core (King core K5B RC 25x12x15-M in input cable with 5 turns)
Surge Susceptibility	EN61000-4-5, Level-3
Harmonic Current	EN61000-3-2, Class D
Safety Standards	EN60950-1, IEC60950-1:2005(2 nd edition), UL60950-1(2 nd edition), CAN/CSA C22.2 No. 60950-1-07(2 nd Edition), GB4943. 1-2011; GB9254-2008; GB17625.1-2012

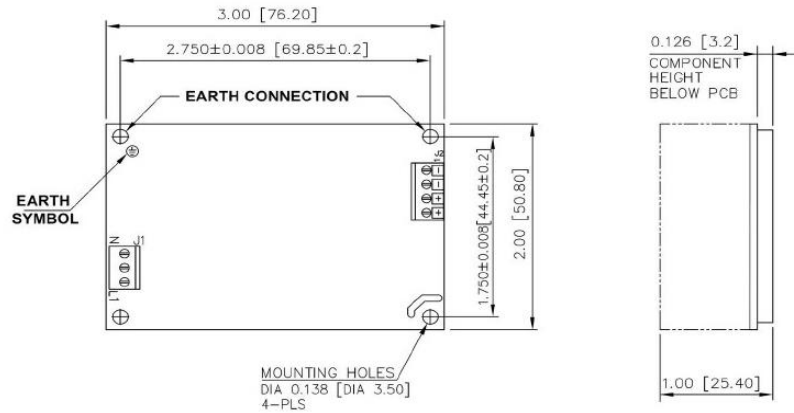
■ Derating Curve

12V,15V,24V,30V,48V,58V Output



■ Mechanical Diagram

Option -1

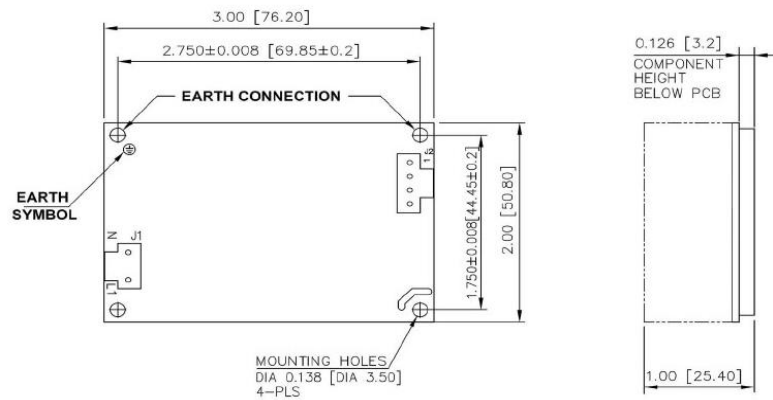


MECHANICAL OUTLINE DIMENSIONS
ALL DIMENSIONS ARE IN INCHES[MM]
GEN TOLERANCE: ±0.06

Notes: In case the PCB is mounted in a metal enclosure, using metal hardware ensure the following

1. Stand off, used to mount PCB has OD of 5.4 mm max.
2. Screws, used to fix PCB on stand off, have head dia of 6.0 mm max.
3. Washer, if used, to have dia of 6.5 mm max.

Option -2



MECHANICAL OUTLINE DIMENSIONS
ALL DIMENSIONS ARE IN INCHES[MM]
GEN TOLERANCE: ±0.06

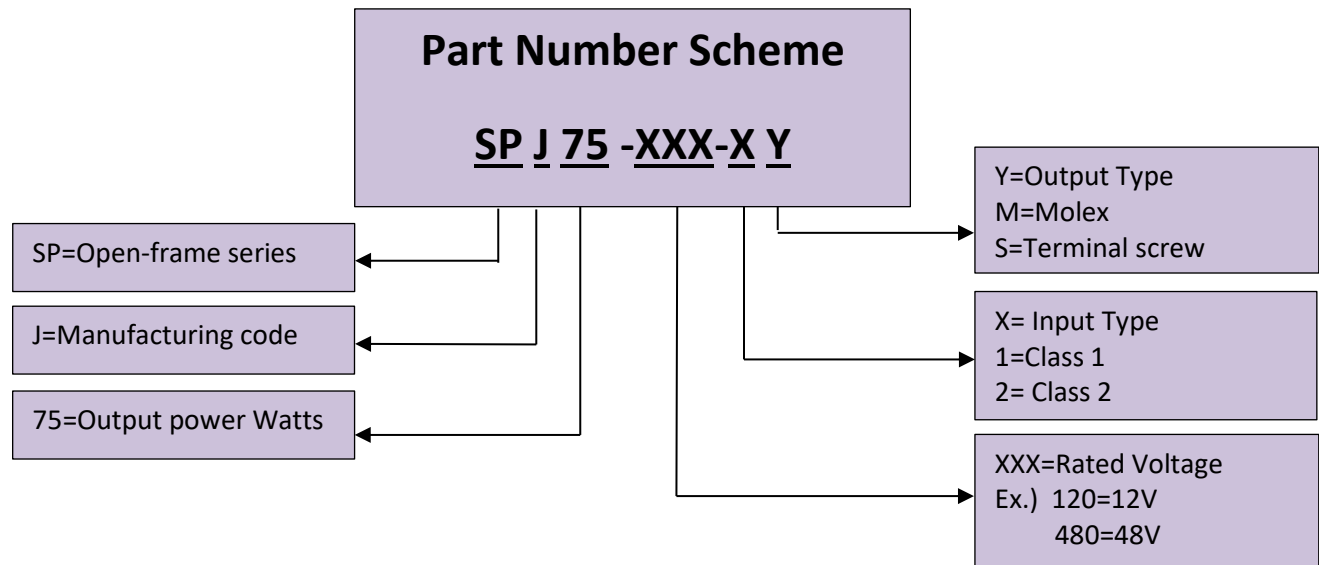
Notes: In case the PCB is mounted in a metal enclosure, using metal hardware ensure the following

1. Stand off, used to mount PCB has OD of 5.4 mm max.
2. Screws, used to fix PCB on stand off, have head dia of 6.0 mm max.
3. Washer, if used, to have dia of 6.5 mm max.

Mechanical Specifications		
	Option 1	Option 2
AC Input Connector (J1)	Molex: 39357-0003 Tyco: 2-1776112-3	Molex: 1722861103 (Mating conn: Molex 1722561003)
DC Output Connector (J2)	Molex: 39357-0004 Tyco: 2-1776112-4	Molex: 1722861104 (Mating conn: Molex 1722561004)
Dimensions	3x2x1 in. (76.2x50.8x25.4mm)	
Weight	180g	

Connectors		
J1	Pin 1	AC Line
	Pin 2	Not Fitted
	Pin 3	AC Neutral
J2	Pin 1	V1
	Pin 2	-VE
	Pin 3	V1
	Pin 4	+VE

Technical Sales / Customer Service: +1-818-338-7788 • Email: sales@autec.com
31328 Via Colinas Suite 102 • Westlake Village, CA 91362 USA • www.autec.com



*Product images are for illustrative purposes only and may vary from actual design.

*Specifications are subject to change without notice. Autec is not responsible for issues arising from errors or omissions.