

■ Features

- Single output: 83-160W(Convection cooling)
- Single output: 175-200W(Forced Air Cooling)
- Input voltage range: 90-264V
- Output current(1720mA-35000mA)
- 3"x5" form factor
- Efficiency to 88%
- Protections: SCP, OCP, and OVP
- Class 1 & Class 2 options
- Cover kit accessory available
- Remote sense
- 12V fan output



*Product images are for illustrative purposes only and may vary from actual design.

■ Applications

- Network system, telecommunication system, storage system, industrial equipment, and consumer electronics

■ Model List*(See part number scheme for model number details)

Model Number	Input Voltage	Output Power	Output Voltage	Output Current Min.	Output Current Max.	Efficiency	Certificates
SPJ200-050-XY	90–264Vac	83/175W	5V	0	16.67A/35A*	88%	UL/cUL
SPJ200-120-XY	90–264Vac	160/200W	12V	0	13.33A/16.67A*	88%	UL/cUL
SPJ200-150-XY	90–264Vac	160/200W	15V	0	10.67A/13.33A*	88%	UL/cUL
SPJ200-240-XY	90–264Vac	160/200W	24V	0	6.67A/4A*	88%	UL/cUL
SPJ200-300-XY	90–264Vac	160/200W	30V	0	2.08A/2.5A*	88%	UL/cUL
SPJ200-480-XY	90–264Vac	160/200W	48V	0	1.72A/2.07A*	88%	UL/cUL

(*Rated current measured with forced air cooling, and has an output power up to 200W)

■ Technical Data

AC Input	90-264Vac
Input Frequency	47-63Hz
Input Current	120Vac: 2.4A max 230Vac: 1.2A max
No load Power	0.8W
Inrush Current	120Vac: 35A, 230Vac: 65A
Leakage Current	120Vac: <150µA, 230Vac: <300µA
Hold-up Time	120Vac: >10ms, 230Vac: >10ms
Power Factor	120Vac: 0.99 230Vac: 0.95
Output Power	Forced cooling: 175-200W with 300LFM Convection cooling: 80-160W (100-264Vac)
Peak Power	250W for 0.2s
Output Voltage Adjustability	±3%
Line Regulation	±0.5%

Technical Sales / Customer Service: +1-818-338-7788 • Email: sales@autec.com
 31328 Via Colinas Suite 102 • Westlake Village, CA 91362 USA • www.autec.com

■ **Technical Data(cont.)**

Load Regulation	±2%
Transient Response	<10%, 50% to 100% load change, 50Hz, 50% duty cycle, 0.1A/μs recovery time <5ms
Rise Time	<100ms
Set Point Tolerance	±1%
Over Current Protection	110%
Over Voltage Protection	110% to 150%
Short Circuit Protection	Short term auto recovery
Switching Frequency	PFC converter. Variable, 35-250kHz; 90kHz typical Resonant converter: Variable, 35-250kHz; 90kHz typical
Operating Temperature	-20-+70°C, -20-0 °C, start-up is guaranteed
Storage Temperature	-40-+85°C
Relative Humidity	95% Rh, noncondensing
Altitude	Operating: 10,000ft.; Nonoperating: 40,000 ft.
MTBF	1.6m Hours, Telcordia-SR332-issue 3
Isolation Voltage	Min. 4242 Vdc between
Cooling	Convection: 83W: Forced Cooling(300 LFM): 175W(5V model) Convection: 160W: Forced Cooling(300 LFM): 200W(other models)

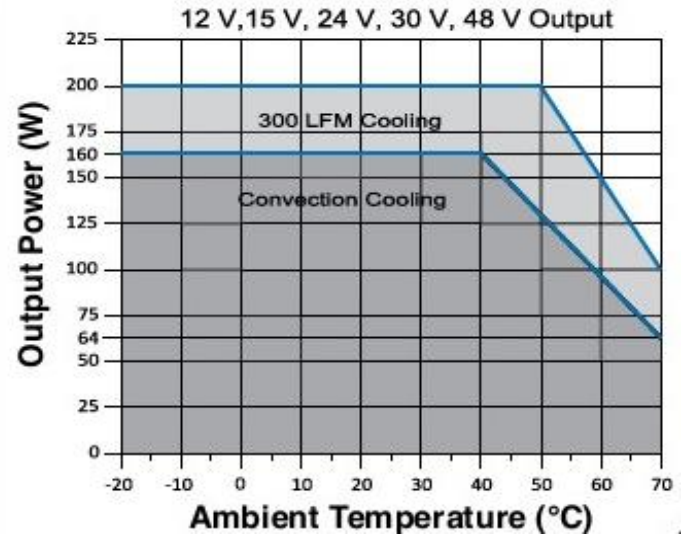
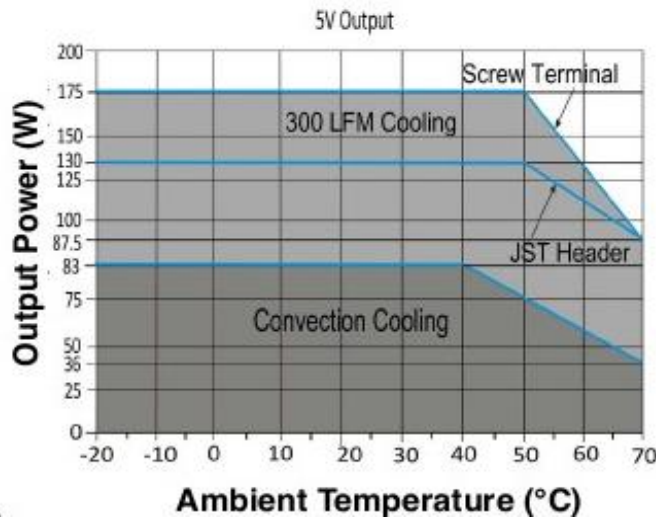
■ **Safety and EMC Approval**

CE Mark	Complies with LVD Directive
Conducted Emissions	EN55022-B, CISPR22-B, FCC Par15 Class B
Static Discharge	EN61000-4-2, Level-3
RF Field Susceptibility	EN61000-4-3, Level-3
Fast Transients/Bursts	EN61000-4-4, Level-3
Radiated Emissions	EN55022-B, CISPR22-B, FCC Part15-B, to be controlled in end system
Surge Susceptibility	EN61000-4-5, Level-3
Harmonic Current	EN6100-3-2, Class D
Safety Standards	UL/CSA C22.2 No./IEC/EN60950-1(2 nd edition)
Approval Agency	Nemko, UL

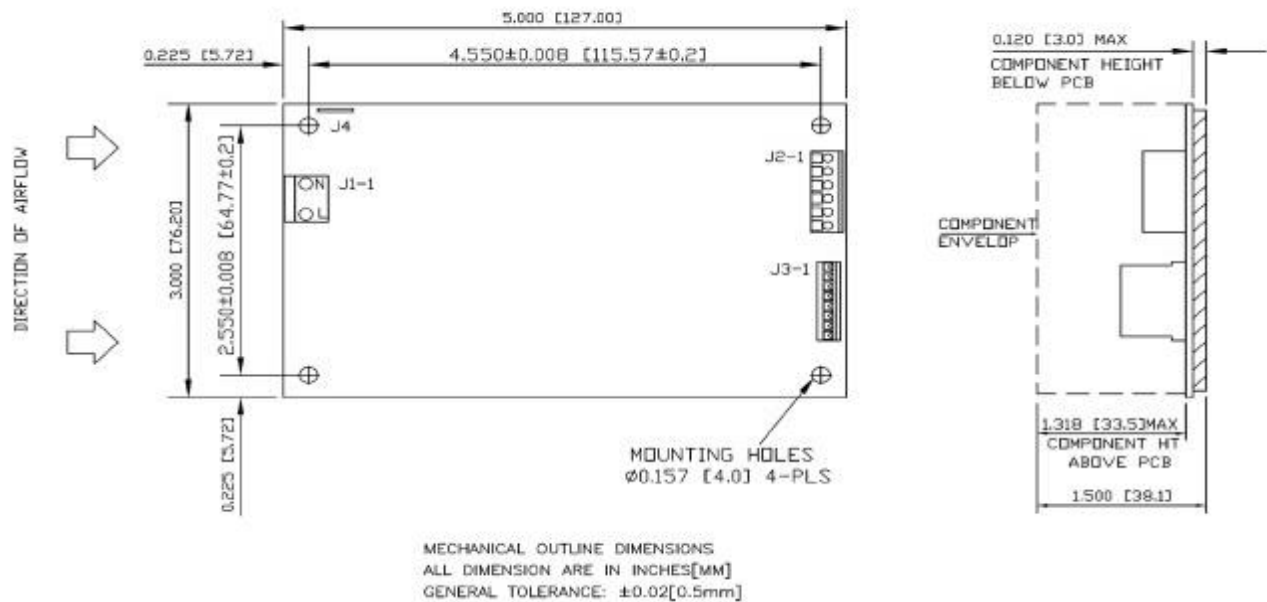
■ **Remote Sense/Signal**

Signal	
Power Good Signal	TTL signal high after main output is within regulation band, delay is 0.1 to 0.3s
Power Fail Signal	TTL signal goes low 1ms advance before output goes out of regulation due to mains failure
Remote Sense	Compensates for 200mV drop
Remote on/off	To turn on PSU short remote pin to ground

■ Derating Curve



■ Mechanical Diagram



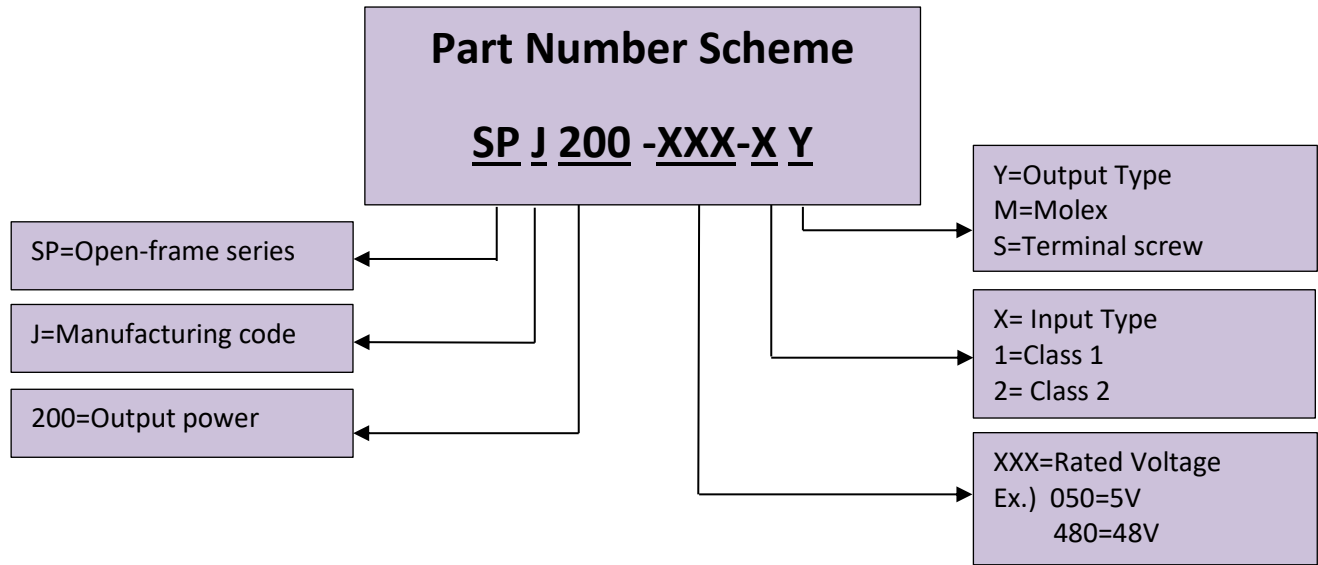
Notes: In case the PCB is mounted in a metal enclosure, using metal hardware ensure the following

1. Stand off, used to mount PCB has OD of 5.4 mm max.
2. Screws, used to fix PCB on stand off, have head dia of 6.0 mm max.
3. Washer, if used, to have dia of 6.5 mm max.

Technical Sales / Customer Service: +1-818-338-7788 • Email: sales@autec.com
31328 Via Colinas Suite 102 • Westlake Village, CA 91362 USA • www.autec.com

Connectors		
J1	Pin 1	AC Line
	Pin 2	Not Fitted
Spade Connector (J4) (Class 1 only)		EARTH
J2	Pin 1, 2, 3	RTN
	Pin 4, 5, 6	V1
J3	Pin 1	+VE Remote sense
	Pin 2	VFAN (+12V/0.5A)
	Pin 3	-VE Remote sense
	Pin 4	Remote On/Off
	Pin 5	VSTBY (+5V/1A, ±5%)
	Pin 6	RTN
	Pin 7	Power Fail
	Pin 8	Power Good

Mechanical Specifications		
AC Input Connector (J1)	Molex: 26-60-4030 or equivalent Mating: 09-50-3031; Pins: 08-50-0106	
Earth (J4)	Molex: 19750-4301 or equivalent; Mating: 190030001	
DC Output Connector (J2)	Option 1: Tyco: 2-1776112-3 or equivalent Mating: 13 AWG wire	Option 2: JST: B6P-VH(LF)(SN) or equivalent Mating: VHR-6M; Pins: SVH-41T-P1.1
Signal Connector(J3)	Molex: 22-23-2081 or equivalent Mating: 22-01-2087, Pins: 08-50-0113	
Dimensions	5x3x1.5 in. (127x76.2x38.1mm)	
Weight	325g	



*Product images are for illustrative purposes only and may vary from actual design.

*Specifications are subject to change without notice. Autec is not responsible for issues arising from errors or omissions.