



*Product images are for illustrative purposes only and may vary from actual design.

■ Features

- Power Rating: 80W
- Input Voltage: 90-305Vac
- Constant Voltage design
- Output current (0mA-3330mA)
- Efficiency up to 90%
- UL Class 2 Output
- Lightning, OVP, SCP, OTP & Open Circuit Protection
- IP67
- 7-year warranty
- Surge Protection: Line to line 4kV, Line to Earth 4kV

■ Application

- Outdoor LED lights
- Street lights, high bay and low bay lights, LED panels

■ Model List*(See part number scheme for model number details)

Model Number	Input Voltage Range	Output Power	Output Voltage	Output Current Min.	Output Current Max.	Efficiency	Certification
L4WV-080S024ST	90-305Vac	80W	24V	0mA	3330mA	90%	UL/cUL
L4WV-080S040ST	90-305Vac	80W	40V	0mA	2000mA	90%	UL/cUL
L4WV-080S057ST	90-305Vac	80W	57V	0mA	1400mA	90%	UL/cUL
L4WV-080S076ST	90-305Vac	80W	76V	0mA	1050mA	90%	UL/cUL
L4WV-080S114ST	90-305Vac	80W	114V	0mA	700mA	90%	UL/cUL

■ Technical Data

Input voltage range	90-305Vac
Frequency	47-63Hz
Power factor	> 0.95 @115Vac & 80~100% Full load, > 0.90 @277Vac & 80~100% Full load
Output voltage	24V-114V
Output power	80W
Max. Current ripple	N/A
Max. Voltage ripple	±0.5%
Max input current	1.1A

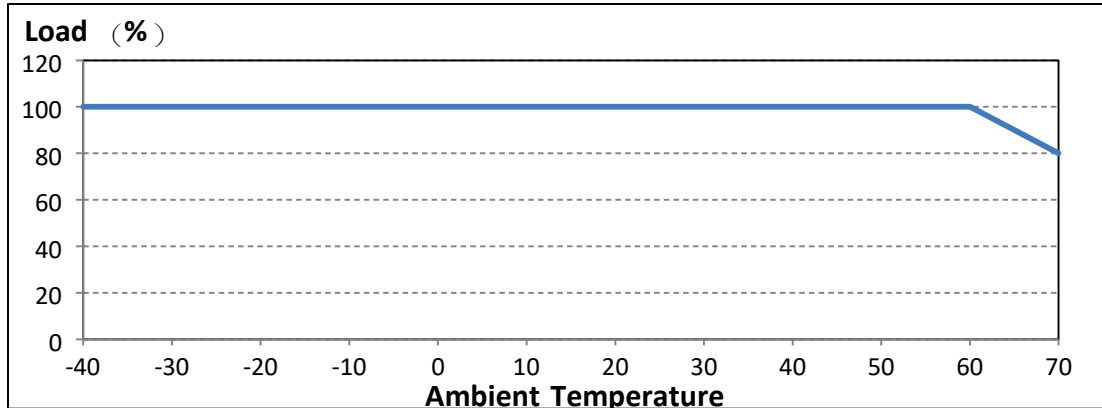
■ **Technical Data(cont.)**

Max input Power	95W
Efficiency	90%
Max. open circuit voltage	35V, 50V, 65V, 85V, 125V
Dimming	N/A
THD	<20% @ 120Vac & 80~100% full load, <20% @ 277Vac & 80~100% full load
Output Current	0-3330mA
Protection	OVP, SCP, OTP, and open circuit protection
Environmental Protection	UL Dry and Damp and Wet, and Type TL
Working Temperature	-40~+70°C
Max Case Temperature	90°C
Surge Protection	Line to line 4kV, Line to Earth 4kV
ANSI Surge Type	1.2/50µs Combination Wave (w/t 2Ω)
Isolation (Primary to Secondary)	3750Vac/10maMax/60 seconds
Dimension	227x49x40.5 mm (8.94x1.93x1.59 inch)
Mounting length	240 mm (9.45 inch)
Overall length	253 mm (9.96 inch)
Weight	0.87 kg (1.91 lb)
Lifetime	>70,00 hours @full load, 75°C Tcase
Packing	0.87kg; 18 units/carton; 27 cartons/pallet

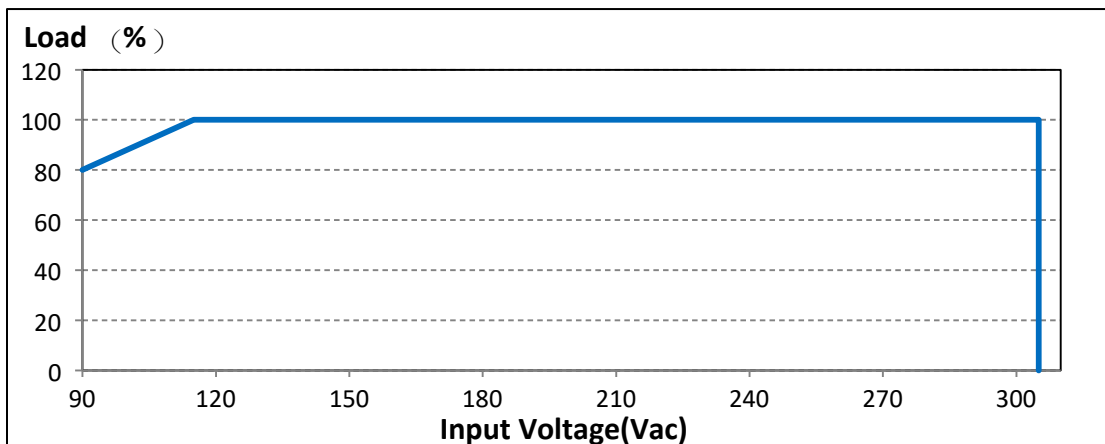
■ **Safety Compliance**

Safeties	UL1310 class 2, UL8750
Electromagnetic Compliance	Per Title 47 CFR Part 15 Class B

■ Derating Curve

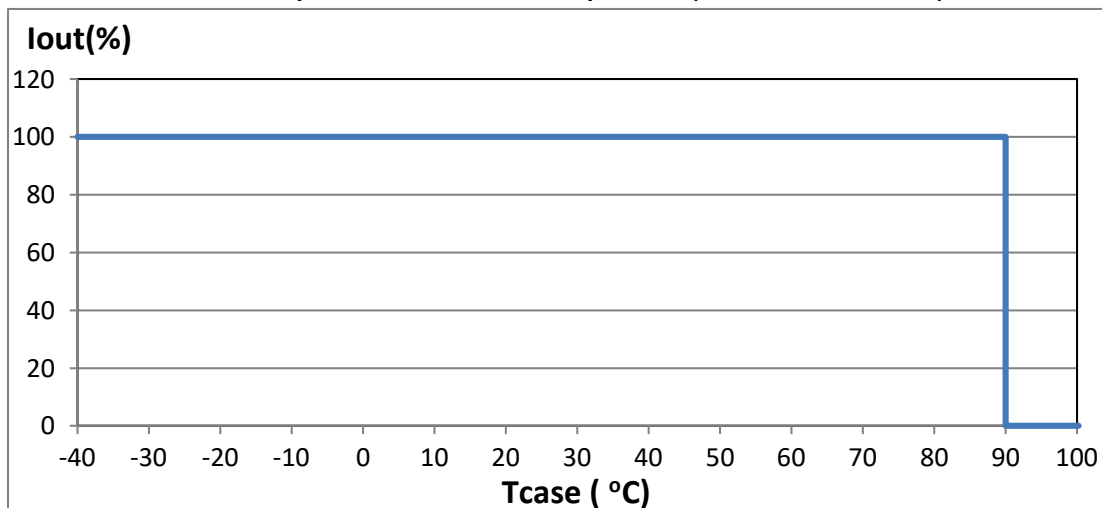


■ Static Characteristics

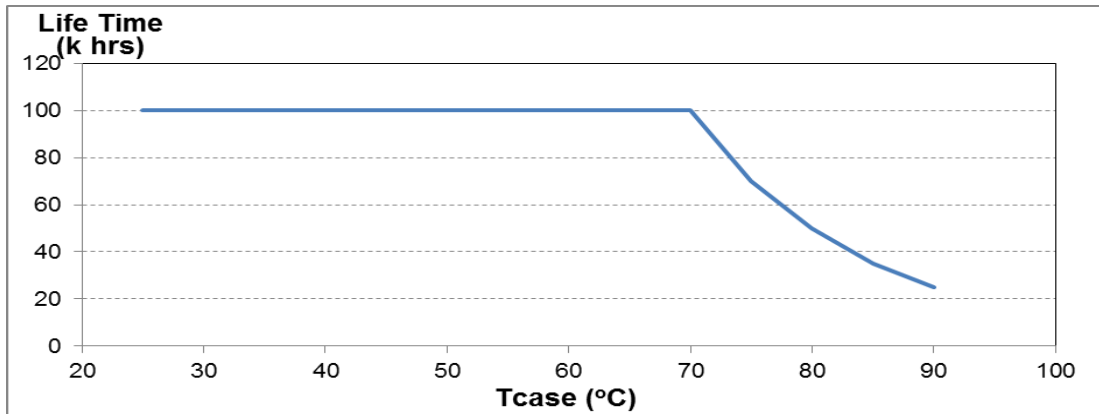


■ Electrical Specifications

Output Current vs. Case Temperature (with $\pm 5^\circ\text{C}$ Tolerance)

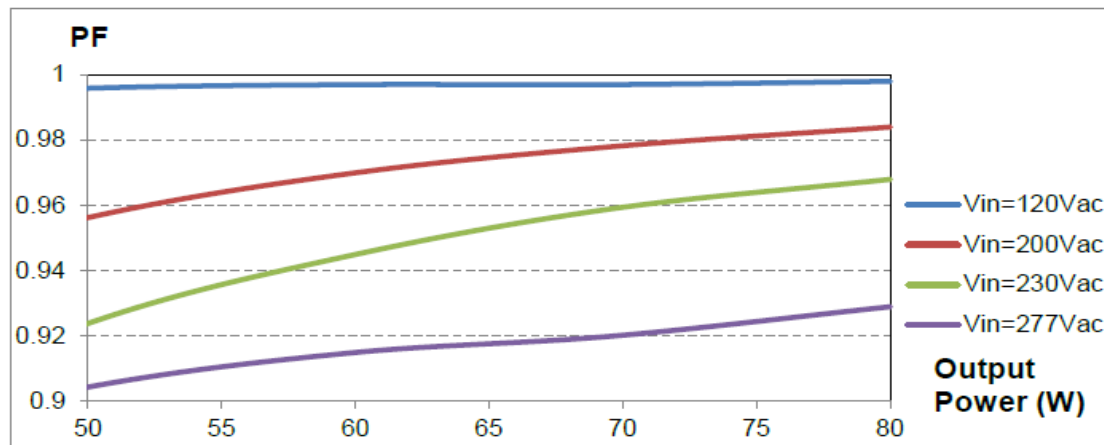


■ Lifetime vs Case Temperature



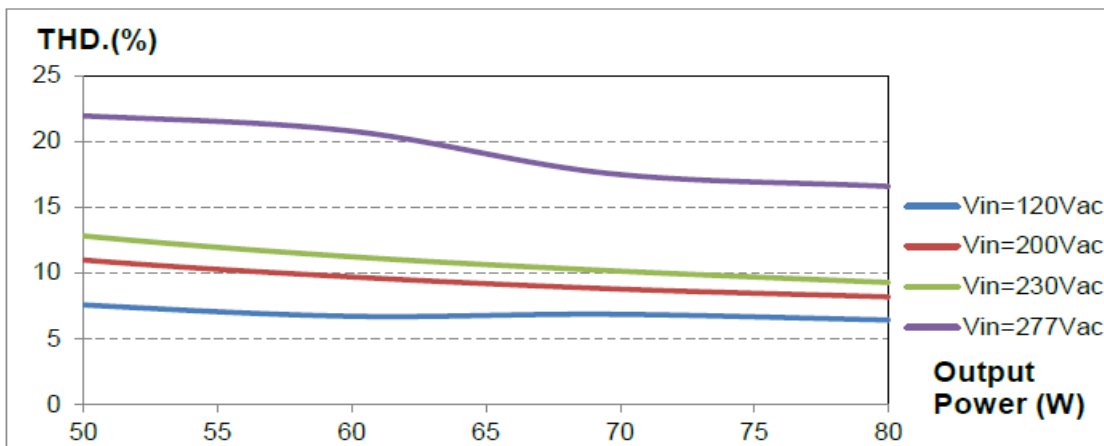
■ Power Factor vs. Output Power

(@ 25°C)



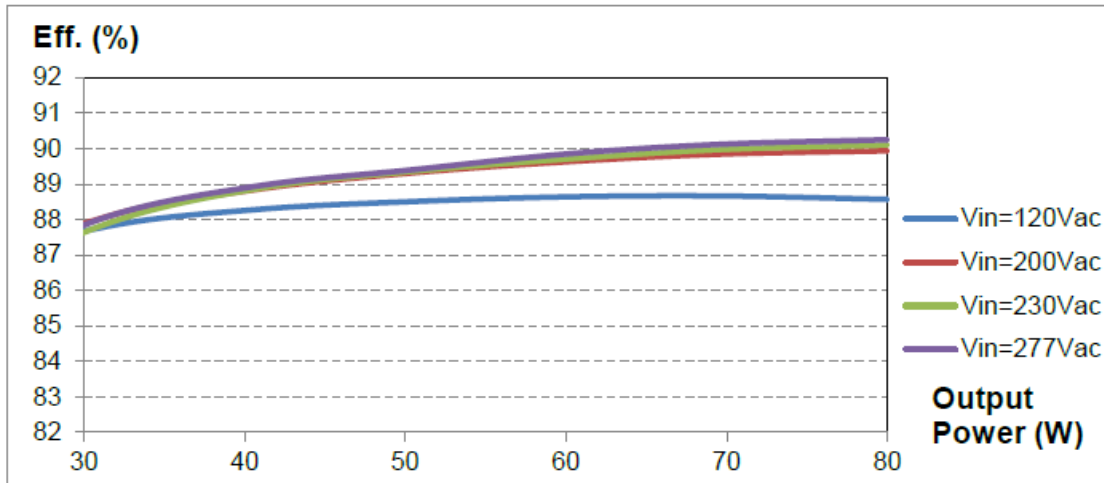
■ THD vs. Output Power

(@ 25°C)

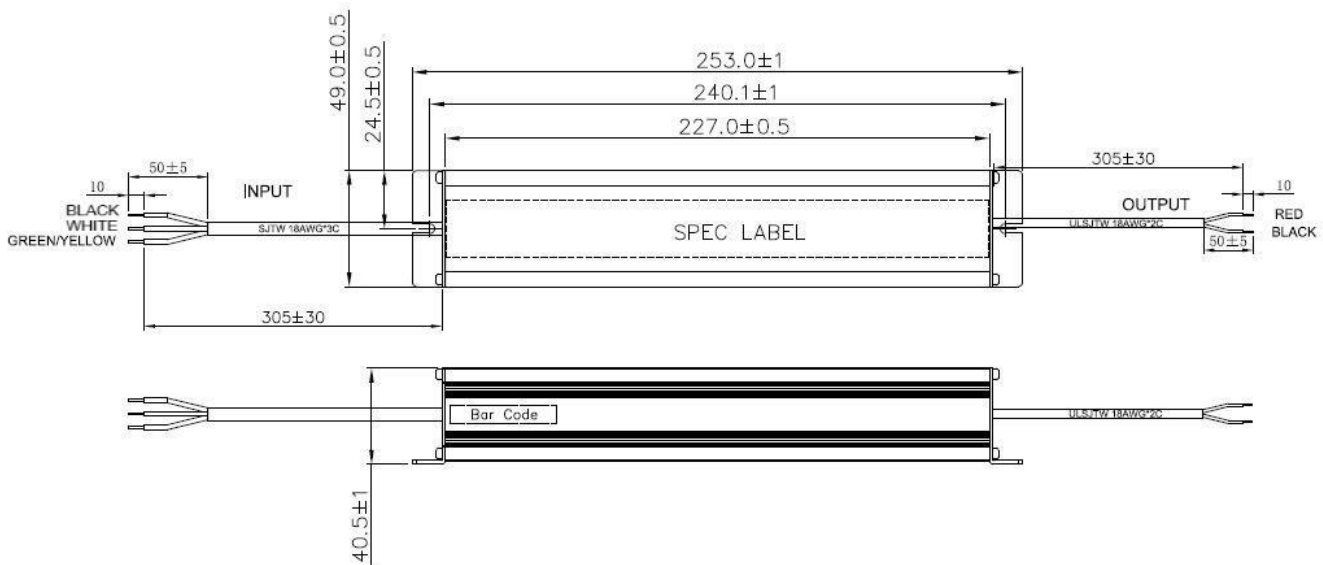


Technical Sales / Customer Service: +1-818-338-7788 • Email: sales@autec.com
31328 Via Colinas Suite 102 • Westlake Village, CA 91362 USA • www.autec.com

■ Efficiency vs. Output Power

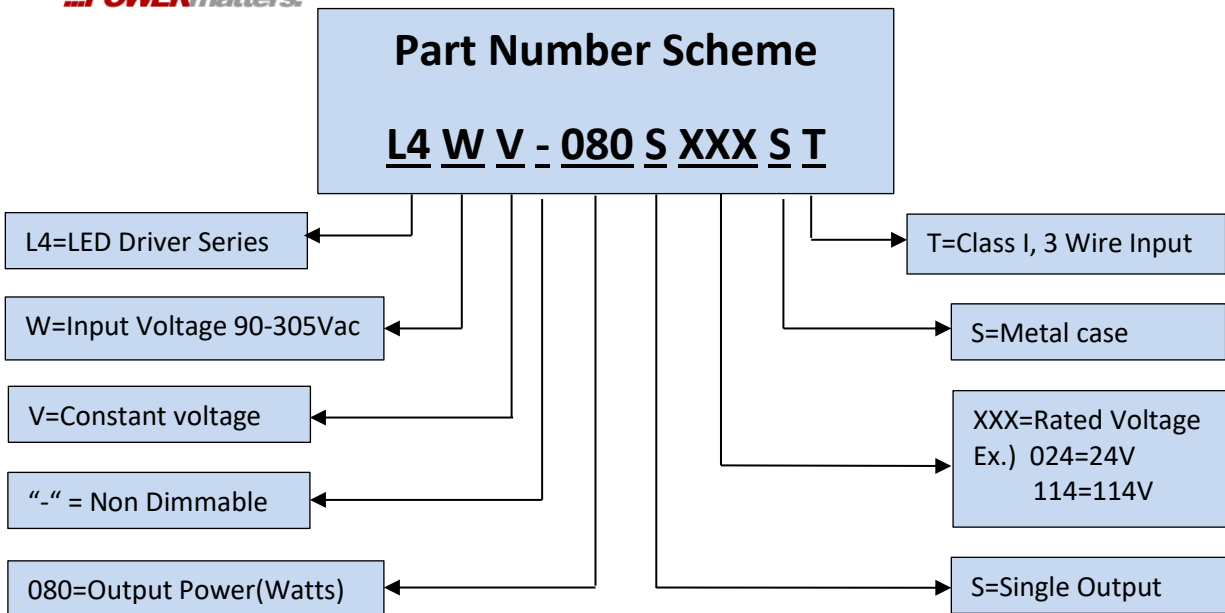


■ Mechanical Design



- Notes: 1. Outline Dimension: 253*49*40.5
 2. Input and Output Connector and Pin Assignment

Input Wire	3/#18AWG	L= Black, N=White, GND=Green
Output	2/#18AWG	V+ is Red, V- is Black



*Product images are for illustrative purposes only and may vary from actual design.

*Specifications are subject to change without notice. Autec is not responsible for issues arising from errors or omissions.