

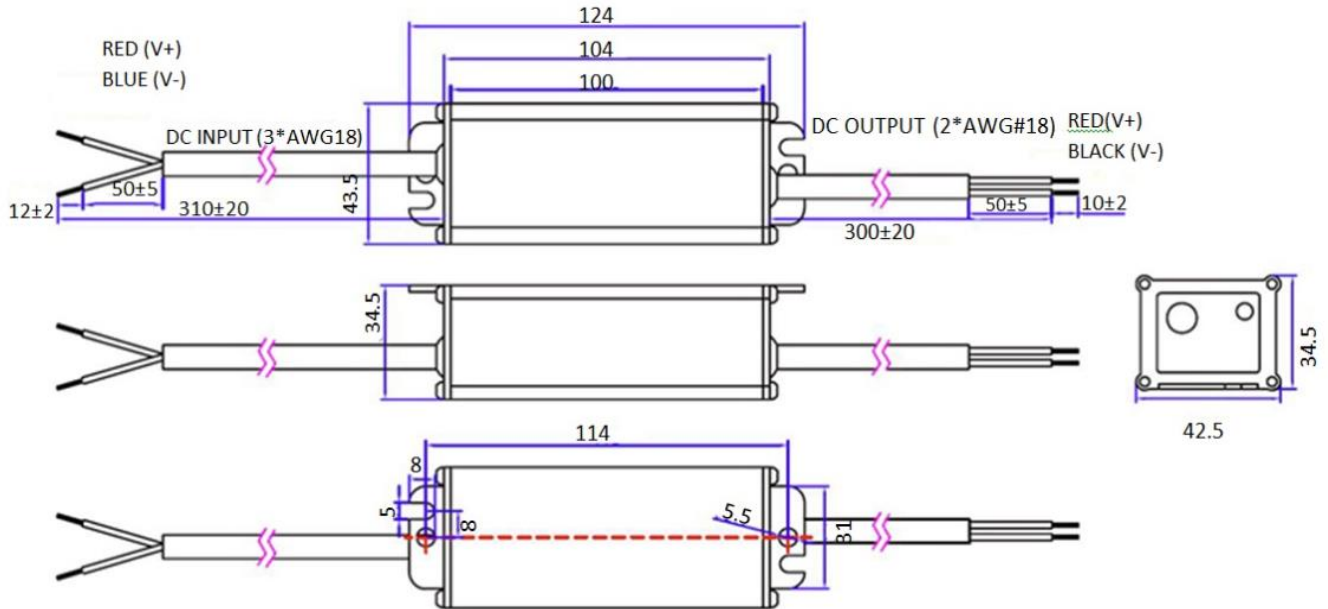
- High Efficiency
- Operation From -35°C~50°C Full Load
- IP67
- RoHs Compliant
- Certified to CE
- Optional Dimming



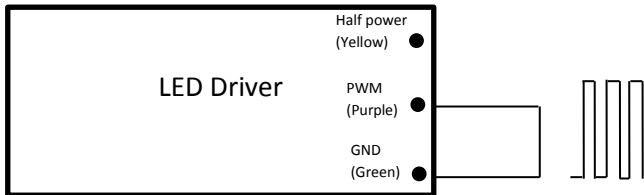
Model #	Output Current	Output Voltage	No Load Output Voltage±5%	Ripple & Noise (3)	Voltage	Dimming Option
LSDCx030S035SS	350mA	51~86	91V	0.36	10~30	Timer Dimming / 1-10V Dimming
LSDCx030S070SS	700mA	35~43	48V	0.47	10~30	0-10V Dimming
LSDCx030S090SS	900mA	30~33	37V	0.36	10~28	No Dimming

Output	Set-up Delay Time		<0.25s	
	Line Regulation		3%	
	Load Regulation		5%	
Input	Efficiency (2)		12V 90% / 24V 93%	
	Inrush Current		4A Cold start, Vin=12V, Po=30W	
	DC Current	12V	2.8 A Full load, Vin=12V, Po=30W	
24V		1.3 A Full load, Vin=24V, Po=30W		
Dimming	Input Voltage	0~10V	Purple Wire	
	Input Current	10mA	Pulse width 0% means connecting the 0~10V wire ground	
	Pulse Width	0~100%		
Protections	Over Voltage		1.3 Vo ±5% floating deviation Protection type: Latch mode, recycle AC after resolving problem.	
	Short Circuit		Protection type: Latch mode, recycle AC after resolving problem.	
Environment	Temperature Range	Operational	-35°C ~+50°C	
		Storage	-40°C~+85°C	
	Humidity	Operational	10~100% RH non-condensing	
		Storage	5~100% RH	
Others	MTBF	100,000 hours		
	Life Time	60,000 hours		
	Dimensions	(L*W*H)	104*43.5*34.5mm (L*W*H) 4.09*1.71*1.36 Inches	
	Weight	315 g		

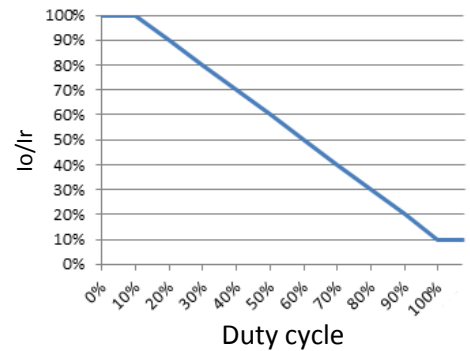
Non Dimming Mechanical Specifications



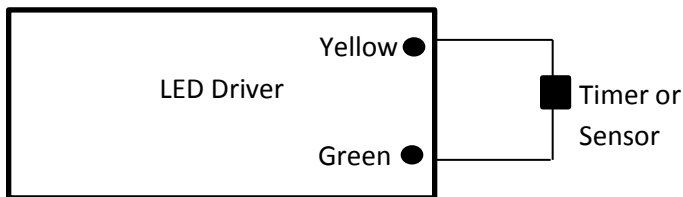
PWM Dimming



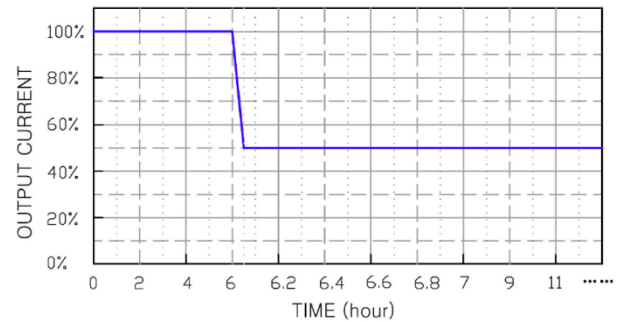
Pulse: Hi=5V Low=2V
Duty: 10-100% Fsw: 1-2KHz



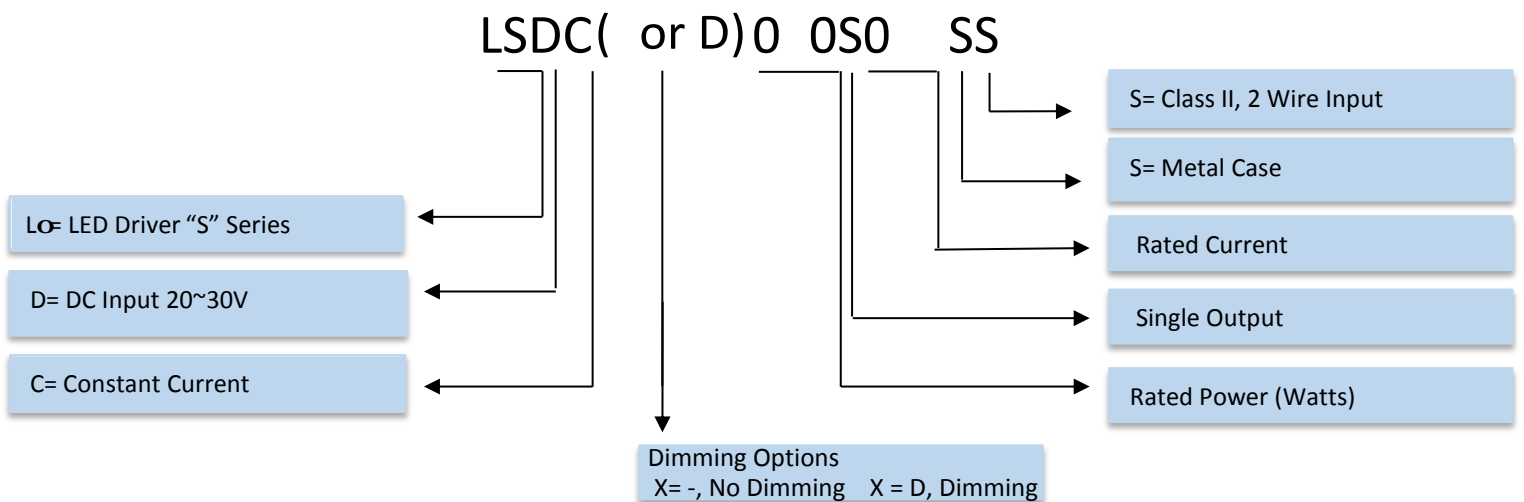
Half Power Dimming chart



Timer Dimming



DUfhBi a VYf'GWYa Y



Revised 2016/7/5

Data is based upon tests performed by AUTEC in a controlled environment and representative performance. Actual performance can vary depending on operating conditions. Specifications are subject to change without notice. All specifications are nominal unless otherwise noted