

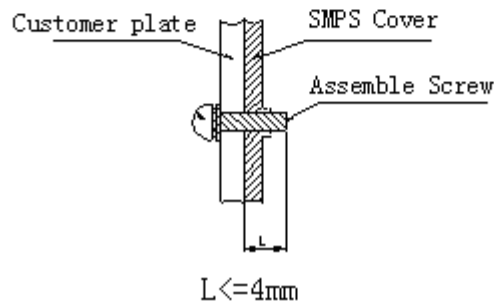
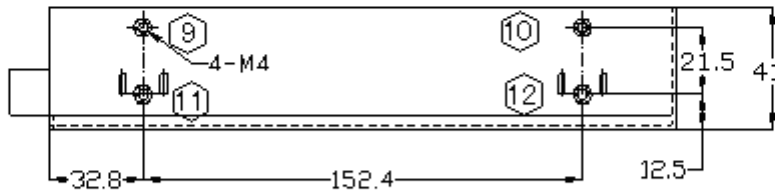
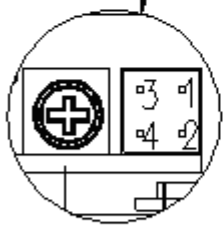
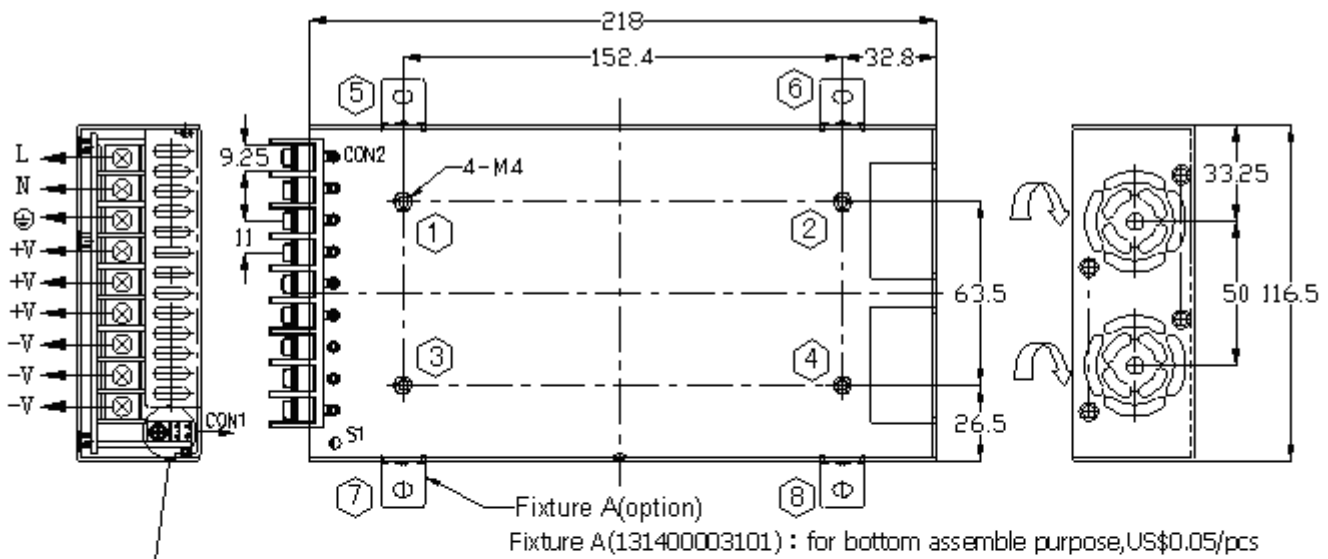

■ Features:

- Universal AC input/ Full range
- Built-in active PFC function, PF>0.96
- Using ZVS technology to reduce power dissipation
- Built in Fan speed control and over temp. protection
- Built in AC inrush current limiting circuit(<20A)
- Built in constant current limiting circuit
- Built in Remote Sense Function
- Built in DC OK signal
- Wide operating ambient temperature (-30°C ~70°C)
- Conformal coating at PCB both sides
- 1 U low profile, 41mm
- 3 years warranty

SPECIFICATION

MODEL		SPL-480-1121	SPL-480-1241	SPL-480-1271	SPL-480-1361	SPL-480-1481	
OUTPUT	DC Output	12V	24V	27V	36V	48V	
	Rated Current	34A	22A	18A	14A	11A	
	Current Range	0~34A	0~22A	0~18A	0~14A	0~11A	
	Ripple and Noise	0-70°C	120mV	150mV	150mV	150mV	200mV
		Note 2 -30°C	180mV	150mV	150mV	150mV	200mV
	Voltage ADJ. Range	-5%~+10% of rated output voltage					
	Voltage Accuracy	±2.0%	±2.0%	±2.0%	±2.0%	±2.0%	
	Line Regulation	±0.5%	±0.5%	±0.5%	±0.5%	±0.2%	
	Load Regulation	±1.0%	±1.0%	±1.0%	±1.0%	±1.0%	
	Set-up Time	<1.5S (230Vac input, Full load), <3S (115Vac input, Full load)					
	Hold up Time	>16mS/ (230Vac input, Full load)					
	Temperature Coefficient	±0.05%/°C					
	Overshoot and Undershoot	<5.0%					
INPUT	Voltage Range	90Vac~264Vac					
	Frequency Range	47Hz~63Hz					
	Power Factor(Typical)	PF > 0.98/115VAC PF > 0.96/230VAC					
	Efficiency (Typical)	88%	89%	89%	90%	90%	
	AC Current (max.)	<9A					
	Inrush Current (Typical)	<20A@230Vac Cold start					
	Leakage Current	Input—output: ≤0.25mA Input—PG: ≤3.5mA					
PROTECTION	Over Load	110%~135% of rated output current, constant current					
	Over Temperature	105°C+5°C(detect on Mosfet temperature);shut down,auto recovery after the temperature goes down to 75°C					
	Over Voltage	110%~150% of rated voltage; constant voltage					
	Short Circuit	Long-term mode, constant current, auto recovery					
ENVIRONMENT	Operating amb. Temp. & Hum.	-30°C~70°C; 20%~90%RH No condensing (refer to derating curve)					
	Storage Temp. & Hum.	-40°C~85°C; 10%~95%RH No condensing					
SAFETY & EMC (Note 3)	Safety Standards	UL60950-1 2nd Ed; IEC 60950-1:2005(2nd Ed) ;EN60950-1:2006					
	Withstand Voltage	Primary-Secondary:3.0KVac; ≤10mA .Primary-PG:1.5KVac; ≤10mA. Secondary-PG:0.5KVac;≤10mA.					
	Isolation Resistance	≥100M ohms					
	EMI Conduction&Radiation	Compliance to EN55022, CLASS B					
	Harmonic Current	Compliance to EN61000-3-2, class D					
OTHERS	EMS Immunity	Compliance to EN61000-4-2,3,4,5,6,8,11; heavy industry level					
	MTBF (MIL-HDBK-217F)	More than 200,000Hrs (25°C, Full load)					
	Dimension (L*W*H)	218×116.5×41mm (*SPL-480-1121 dimension is 226×116.5×41mm)					
	Packing	6PCS/CTN, 8.7KGS, 0.04CBM					
NOTE	Cooling method	Forced air cooling(Built-in fan)					
		1. All parameters NOT specially mentioned are measured at rated input, rated load and 25°C of ambient temperature. 2. Measured at 20MHz of bandwidth by using a 12" twisted pair-wire terminated with a 0.1 uF & 47uF parallel capacitor. 3. The SMPS is considered a component which will be installed into final equipment. The equipment must be re-confirmed that it still meets EMC directives.					

■ **Mechanical Specification** Unit:mm



Position	Function
1	+S(Remote Sense)
2	-S(Remote Sense)
3	DC-OK
4	GND

■ **Block Diagram**

