

FEATURES

24W Constant Voltage LED Driver

LXWV-024 Series

- Input Voltage 108~305VAC
- Total Power 24W
- Protection: Over Current and Short Circuit
- IP20 Design for Dry and Damp Location
- 5 YEAR warranty; RoHS Compliant
- UL 8750/ UL Listed ; Type TL

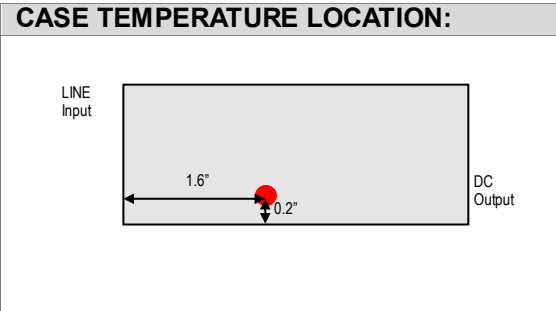
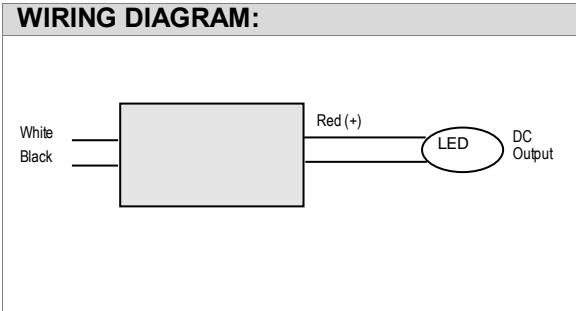
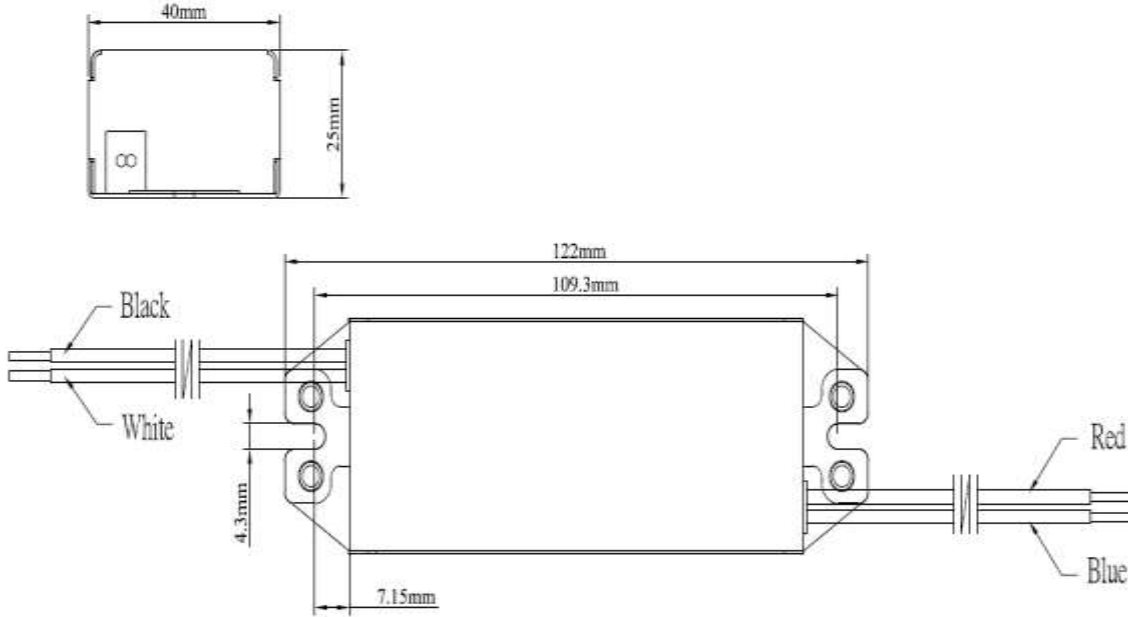


SPECIFICATIONS

Model #	Output Current Range	Output Voltage	Max Output power	Remote mounting distance (#18 AWG)	Efficiency
LXWV-024S012SS-20	24W	0 - 2A	12V	19 ft	80%
LXWV-024S024SS-20	24W	0 - 1A	24V	38 ft	83%
Input	Voltage Range	120 ~ 277Vac ±10%			
	Frequency Range	50/60Hz			
	Inrush Current	7A @ 230V			
	Power Factor	>0.9 @ full load , 120 through 277V			
	AC Current (Max.)	0.27A @120V and 0.13A @277V			
	THD	<20%			
Protections	Protection	Over Current, Over Temperature and Short Circuit			
	Withstand Voltage	I/P – O/P 2k Vac			
Environmental	Temperature Range	Operational	- 30 ~ 60°C		
		Storage	- 40 ~ 85°C		
	Humidity	5 ~ 95% RH			
	Case Temperature (Max.)	90°C			

Safety & EMC	Safety Standards	UL8750 and UL879 Approved			
	EMC Immunity	EN61000-3-2, FCC, 47CFR Part 15 Class B(Consumer Limit)			
Others	MTBF	376,000 hours at 40°C ambient (~70°C Case temp)			
	Life Time	TBD			
	Dimensions	(L*W*H*M) 4.80*1.58*0.96 & 4.29M inches			
	Weight	0.22kg			

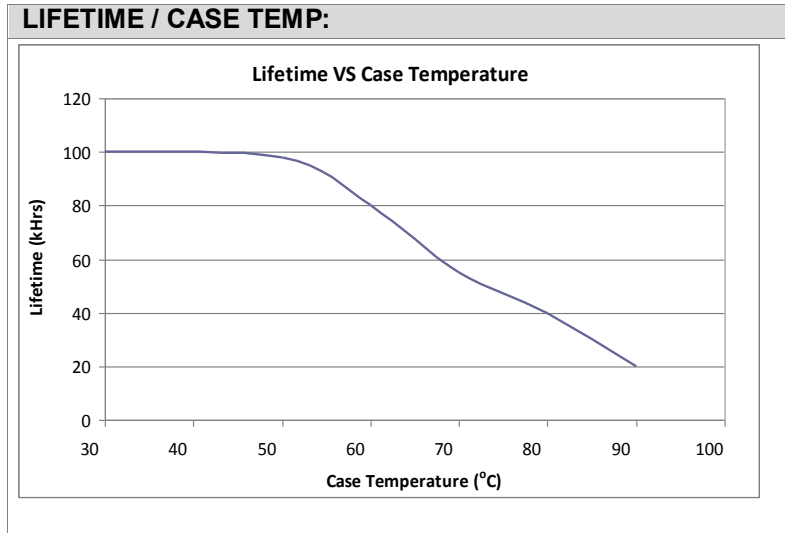
Mechanical Specification



Wire Specification

Wire Specification	
Input	12", UL 1316 #18AWG (White, Black)
Output	12", UL 1316 #18AWG (Red and Blue)

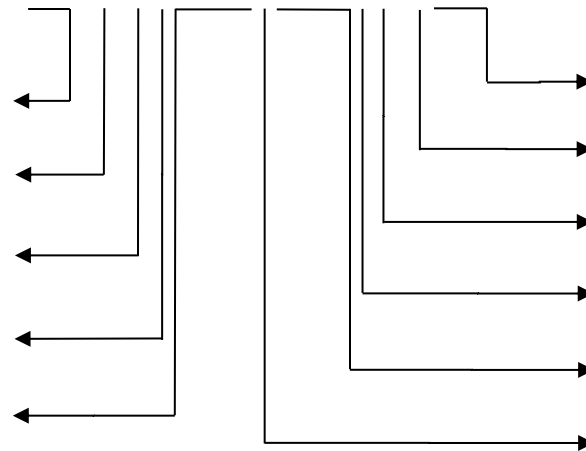
Life Time vs. Case Temperature Curve



PART NUMBER SCHEME

LXWV-024SxxxSS-x20

- LX=LED Driver Series
- W= Wide Input Voltage 120~277VAC
- V= Constant Voltage
- = Non-Dimming
- 024= Output Power (Watts)



- 20= IP20
- X= J: Junction Box, N: W2 Narrow Metal Case, L: L5 Long Metal Case, W: White
- S= Class II, 2 Wire Input
- S= Metal Case
- xxx= Rated Voltage
- S= Single Output

SPECIFICATIONS ARE SUBJECT TO CHANGE WITHOUT NOTICE. AUTEC IS NOT RESPONSIBLE FOR ISSUES ARISING FROM ERRORS OR OMISSIONS