

FEATURES
14W Constant Current LED Driver
LXWC-014 Series

- Input Voltage 120-277Vac (+/-10%)
- Total Power 14W
- Class 2 Power Supply
- 5 year warranty
- UL 8750
- IP20 For Damp location


SPECIFICATIONS

Model #	Max Output Power	Output Current ±5%	Output Voltage Range	Remote mounting distance (#18 AWG)	Efficiency (Typ.)	Class 2	
					120VAC	US	Canada
LXWC-014S035SS-20	14W	350mA	15-40V	109 ft	80%	✓	✓
LXWC-014S070SS-20	14W	700mA	10-20V	54 ft	80%	✓	✓

Output	Voltage Tolerance	±5% at full load condition
	Line Regulation	±1%
	Load Regulation	±2%
	No Load power Consumption	<1W
	Over Shoot	<10% at full load condition
	Ripple Noise	<10% (pk-pk)
	Turn-on Delay Time	<.75s at full load condition
Input	Leakage Current	Maximum 0.5mA at 120Vac, 60Hz Input
	Voltage Range	120~277Vac ±10%
	Frequency Range	50/60Hz
	Inrush Current	7A @ 230V
	Power Factor	>0.9 under 120-277Vac input with 80~100% load condition(for all output voltage)
	AC Current (Max.)	0.15A @120V 0.07@277V
THD	<20% under 120-277Vac input with 80~100% load condition(for all output voltage)	

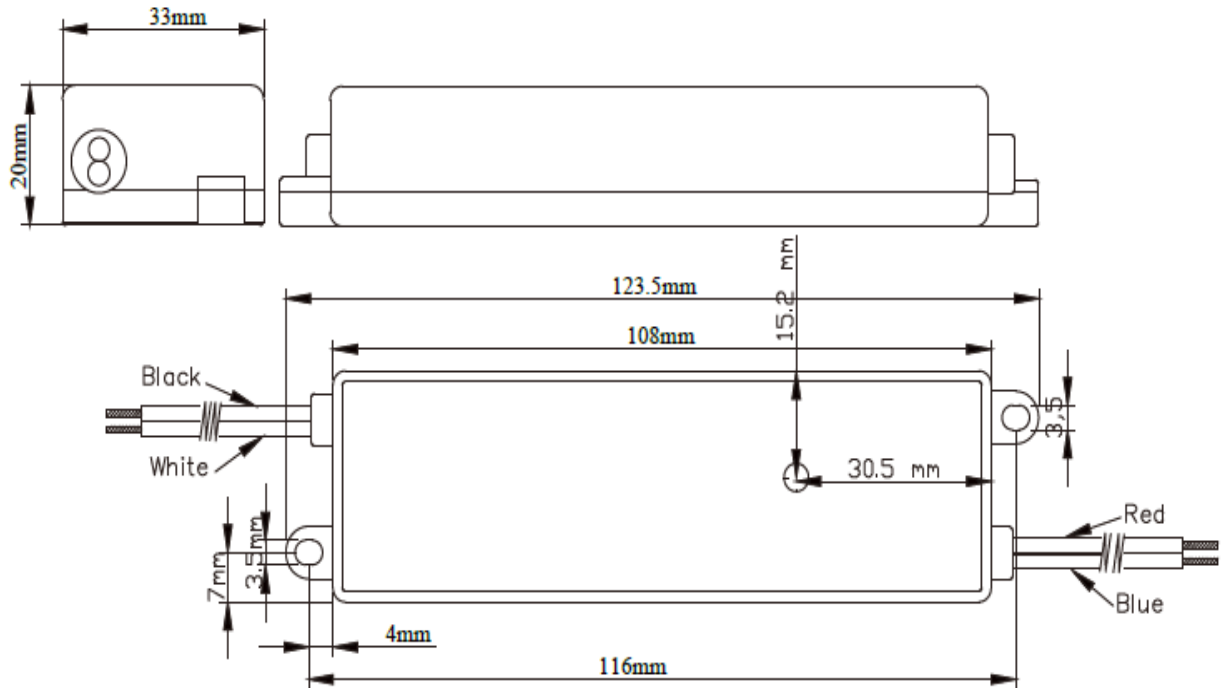
Protections	Short Circuit Protection	Hiccup mode. Protection will trigger when short circuit and will auto recover after the fault mode is removed.
	Over Current Protection	Hiccup mode. Protection will trigger when load current exceed specified output current and will auto recover after the fault mode is removed.
	Over Voltage	Hiccup mode. Protection will trigger when load voltage exceed specified output voltage and will auto recover after the fault mode is removed.
	Withstand Voltage	Input to Output, 2,000Vdc, 2mA

Environmental	Temperature Range	Operational	- 30 ~ 60°C
		Storage	- 40 ~ 85°C
	Humidity	5 ~ 95% RH	
	Case Temperature (Max.)	90°C	
Safety & EMC	Safety Standards	UL8750 EN61347-1, EN61347-2-13	
	EMS Immunity	EN61000-3-2, FCC, 47CFR Part 15 ANSI C63.4: 2009 Class c	
Others	MTBF	570,000 hours	
	Life Time	TBD	
	Dimensions	(L*W*H) 4.86x1.30x0.79 inches & 4.57" M (L*W*H) 123.5x33x21 mm & 116mm M	
	Weight	0.15 kg	
	Packaging	TBD	

Notes:

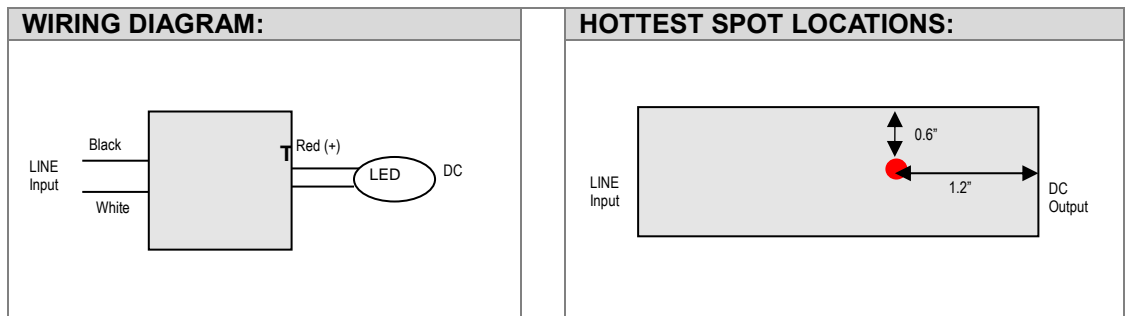
1. Non-Class 2 output (USR & CNR).
2. Class 2 output (USR), Non- Class 2 output (CNR).
3. Class 2 output (USR & CNR).

Mechanical Specification

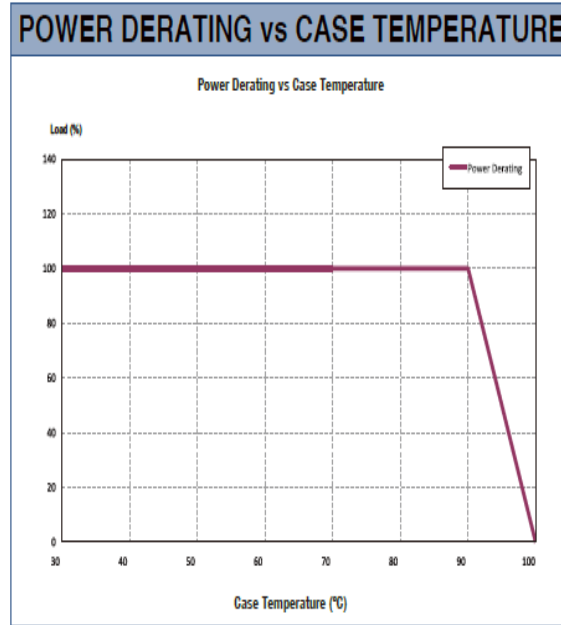
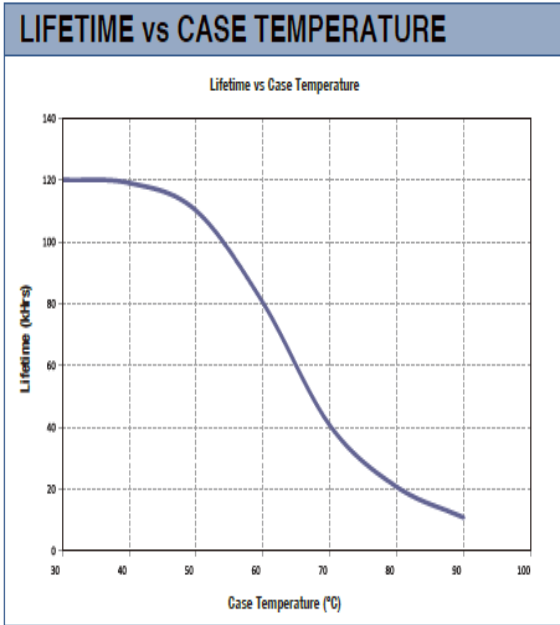


Wire Specification

Wire Specification	
Input	12", UL 1316 #18AWG (Black and White)
Output	12", UL 1316 #18AWG (Red and Blue)



Life Time vs. Case Temperature Curve



PART NUMBER SCHEME

LXWC-014SxxxSS-20

-20: Ip20

LX=LED Driver Series

W= Input Voltage 120-277 VAC

C= Constant Current

- = Non Dimming

014= Output Power 14 Watts

S= Class II, 2 Wire Input

S= Metal Case

XXX= Rated Current

S= Single Output

SPECIFICATIONS ARE SUBJECT TO CHANGE WITHOUT NOTICE. AUTEC IS NOT RESPONSIBLE FOR ISSUES ARISING FROM ERRORS OR OMISSIONS