


FEATURES

14W Constant Voltage LED Driver

LXLV-014 Series

- Input Voltage 120VAC +/- 10% Input
- Total Power 14W
- Protection : Over Current and Short Circuit
- IP20 Design for Dry and Damp Location
- 5 YEAR warranty; Sign Components manual (SAM)
- UL 8750/ UL Listed ; Type TL

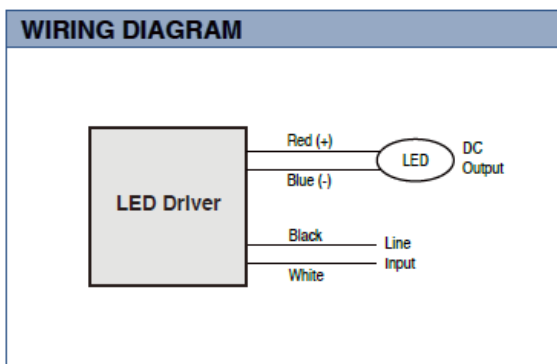
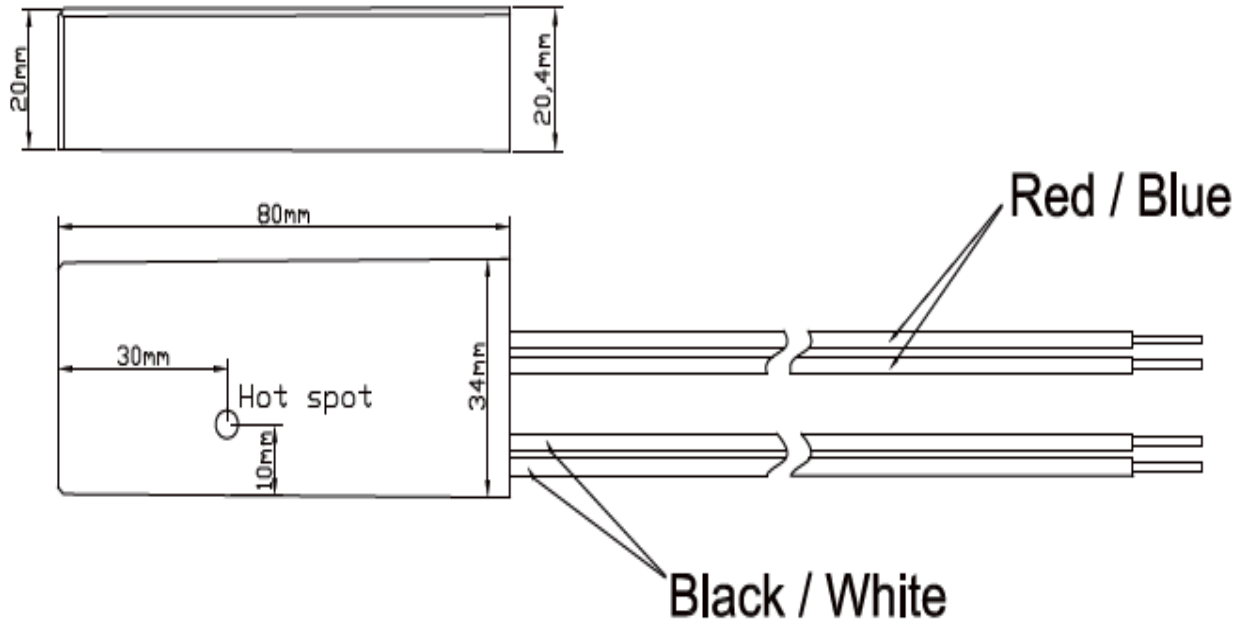


SPECIFICATIONS

Model #		Output Current Range	Output Voltage	Max Output power	Remote mounting distance (#18 AWG)	Efficiency
LXLV-014S036PS-20		0 ~ 0.39A	36V	14W	98 ft	83%
Input	Voltage Range	120 Vac ±10%				
	Frequency Range	50/60Hz				
	Inrush Current	7A @ 120V				
	Power Factor	>0.7 @ full load , 120 through 277V				
	AC Current (Max.)	0.19A @120V				
	THD	<100%				
Output	Overshoot	<10% at full load condition				
	Voltage Tolerance	+/- 5% at full load condition				
	Load Regulation	+/- 2%				
	Line Regulation	+/- 1%				
	Ripple & Noise (pk-pk)	<10%				
	Leakage current	0.5mA max. at 120Vac				
Protection	Protection	Over Current: Hic-up Mode, Auto recovery when fault is removed.				
		Over Voltage: Hic-up Mode, Auto recovery when fault is removed.				
		Short Circuit: Hic-up Mode, Auto recovery when fault is removed.				
Environmental	Temperature Range	Operational	- 40 ~ 60°C			
		Storage	- 40 ~ 85°C			
	Humidity	5 ~ 95% RH				
	Case Temperature (Max.)	90°C				

Safety & EMC	Safety Standards	UL8750 and UL879 Approved				
	EMC Immunity	EN61000-3-2, FCC, 47CFR Part 15 Class B(Consumer Limit)				
Others	MTBF	583,000 hours at 40°C ambient (~70°C Case temp)				
	Life Time	80,000 Hours at 120Vac input, 100% Load and 60 C case temp.				
	Dimensions	(L*W*H*M) 2.68*1.30*0.79 inches / 68*33*20 millimeters				
	Weight	0.1kg / Plastic case				

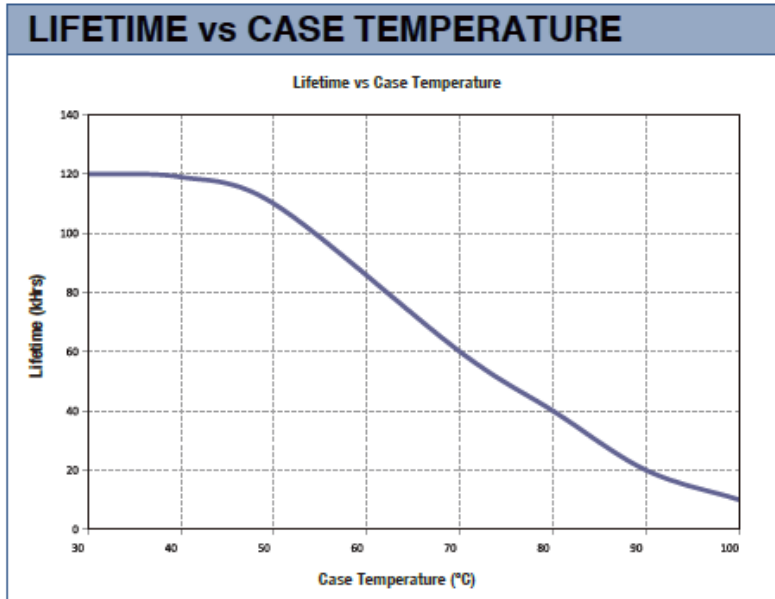
Mechanical Specification



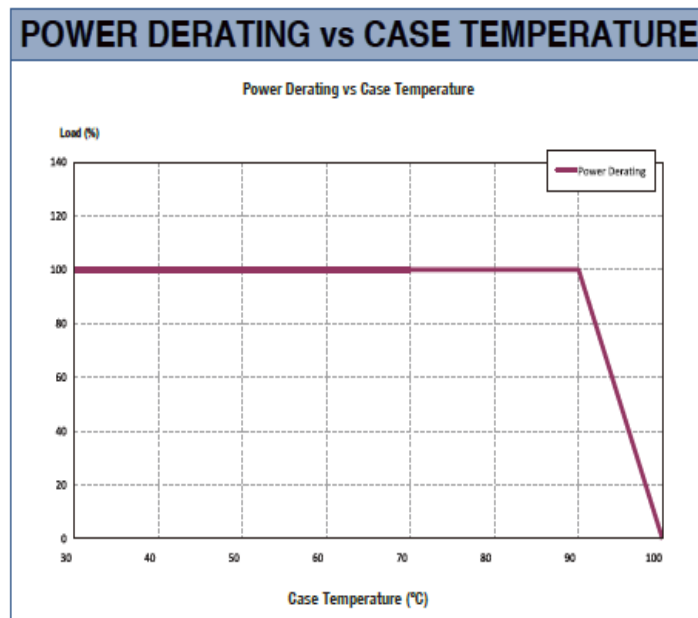
Wire Specification

Wire Specification	
Input	12", UL 1569 #18AWG (White, Black)
Output	12", UL 1430 #22AWG (Red and Blue)

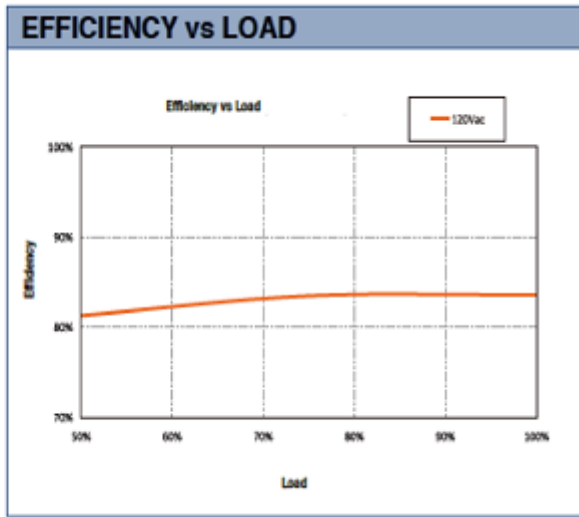
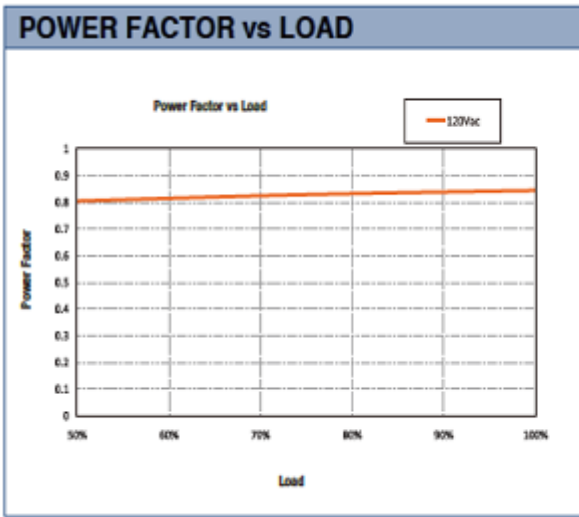
Life Time vs. Case Temperature Curve



Power derating vs. Case Temperature



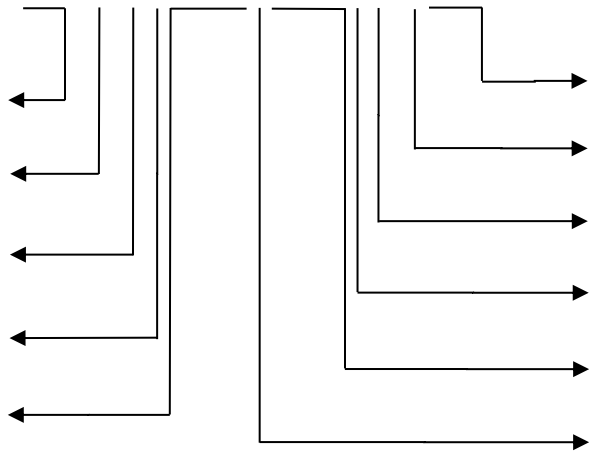
Load vs Power Factor & Efficiency



PART NUMBER SCHEME

LXLV-014SxxxPS-x20

- LX=LED Driver Series
- L= Input Voltage 120vac
- V= Constant Voltage
- = Non-Dimming
- 014= Output Power (Watts)



- 20= IP20
- X= J: Junction Box, N: W2 Narrow Metal Case, L: L5 Long Metal Case, W: White
- S= Class II, 2 Wire Input
- P= Plastic Case
- xxx= Rated Voltage
- S= Single Output

SPECIFICATIONS ARE SUBJECT TO CHANGE WITHOUT NOTICE. AUTEC IS NOT RESPONSIBLE FOR ISSUES ARISING FROM ERRORS OR OMISSIONS