



Model: BPA-RS1100-XX

Total Power	1100 Watts
Input Voltages	90-305VAC
Outputs	Single plus 12VSB

SPECIAL FEATURES

- Active Power Factor Correction
- Redundant operation
- Single wire current sharing
- Power Disable
- Power Good
- PS On
- I²C interface PMBus Compatible
- Variable fan speed control
- UL, CUL, and DEMKO *to be submitted*
- CE compliant
- **Custom modifications available**

ENVIRONMENTAL SPECIFICATIONS

Humidity: Up to 95% non-condensing

Storage Temperature: -20° to +85°C

Temperature coefficient: ±0.01% /°C

Ambient Operating Temperature: 0 to +50°C continuous duty, full rating. Derate linearly to 50% of full rating at +71°C.

Cooling: Self contained fan cooling.

SAFETY APPROVALS, to be submitted

UL 60950-1 Second Edition
 CUL 60950-1 Second Edition
 DEMKO EN60950-1 Second Edition

ELECTRICAL SPECIFICATIONS

Input Specifications

Input Range..... 90 - 305VAC
 Frequency..... 50-60 Hz
 EMI filter..... EN55022 Class A, FCC Part 15
 Inrush Current..... ≤32A @ 230VAC
 Input Current..... 13.5A – 4.6A
 Isolation (Input to Output)..... 4242 VDC
 Efficiency..... 93%
 Active PFC..... 0.99
 Switching Frequency..... 82KHz.
 Leakage..... ≤3.5mA

Output Specifications

DC Output..... Maximum continuous output power 1100 Watts with self-contained fan cooling..

Line Regulation..... ±0.2%

Load Regulation..... ±1% on both outputs

Ripple and Noise..... 1% Pk to Pk

Transient Response..... 2% Maximum deviation; returns to initial condition in 1 msec max.

Long Term Stability..... 0.01% after 20 minute warm-up.

Hold-Up Time..... 16msec minimum

OVP..... 115% to 135% on both outputs

Model: BPA-RS1100-XXX



ELECTRICAL SPECIFICATIONS (CONT’)

Output Specifications

Short-circuit Protection.....Constant current with delayed latching method on the primary output. The 12V standby utilizes the hiccup method.

Overload Protection.....Constant current with delayed latching method on the primary output. The 12V standby utilizes the hiccup method. The constant current method allows for a 5-second delay before the power supply shuts down if the output current rating exceeds 110% to 130% of maximum rated output current. The input must be recycled manually or may be digitally reset.

FET Isolation..... Internal FET isolation provided for N+1 redundant operation.

Current Sharing.....Outputs will current share within 5% when interconnected by a single wire to pin 1A of each unit.

PS On.....The primary output is enabled only by mating pin 3C to a connector on the customer's backplane which connects it to output common.

DC OK.....A TTL high logic signal is provided to pin 3D when the DC outputs are within normal operating conditions.

Alert.....An open collector signal is provided to pin 4A to indicate any fault.

Over Temperature Protection.... The power supply will shut down if temperature is greater than 100°C (internal temperature). The power supply is self recovering once the internal temperature falls below 71°C.

AC OK..... A TTL high logic signal is provided to pin 2E when the input voltages are within normal operating conditions.

I²C Monitors temperature, output voltage, input voltage, input current, and output current; controls Fan speed, status LEDs. PMBUS compliant.

OVERALL MECHANICAL DIMENSIONS

15" L x 2" W x 1.58" H
(381.0mm x 50.5mm x 40.2mm)

PIN ASSIGNMENTS

See attached Hook-Up Drawing

CONNECTOR

Input..... IEC 320
Output.....Molex 46437-1615

NOTES

- Specifications subject to change without notice.
- All dimensions in inches/mm
- Warranty: 2 years
- Weight: TBD

MODEL No. / OUTPUT VOLTAGE / CURRENT RATINGS CHART

Model No.	O/P Voltage (Vdc)	Minimum	Maximum
BPA-RS1100-120	12V	0A	91.6A
	12VSB	0A	2.0A
BPA-RS1100-240	24	0A	45.8A
	12VSB	0A	2.0A
BPA-RS1100-480	48V	0A	22.9A
	12VSB	0A	2.0A
BPA-RS1100-560	56V	0A	19.6A
	12VSB	0A	2.0A

IN/OUTPUT RATING & PIN ASSIGNMENT

SIZE : A4	FM-4000-34/REV.A-080502'
UNIT : mm[inches]	FILENAME: PPSC0620
REV. NO.: C	DATE : 11. 06. 2015
DRAWN: 林 惠 蘭 H. L. LIN	CHECKED:

MODEL NO. : BPA-RS1100-XXX

INPUTS :

ASSIGNMENT	A.C. VOLTAGE	CURRENT	PIN NBR
L:	100-277V~		L
N:			N
G:		50-60Hz	G

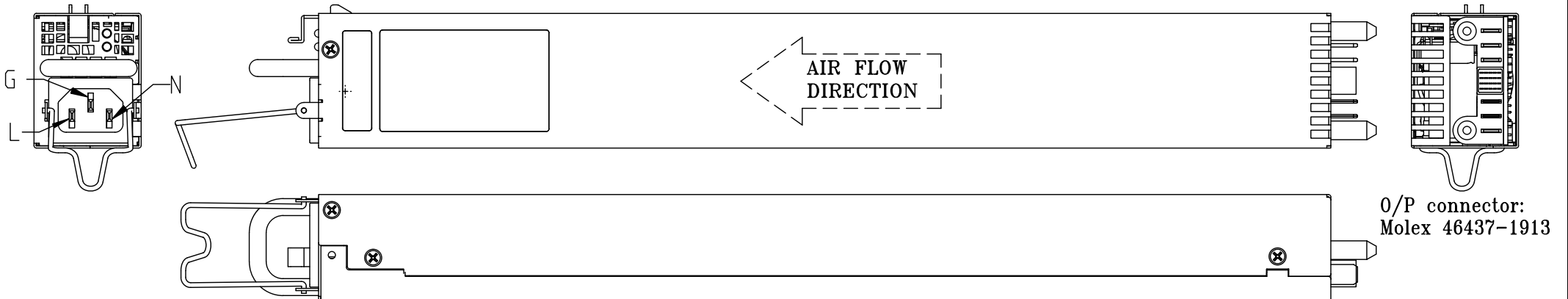
OUTPUTS :

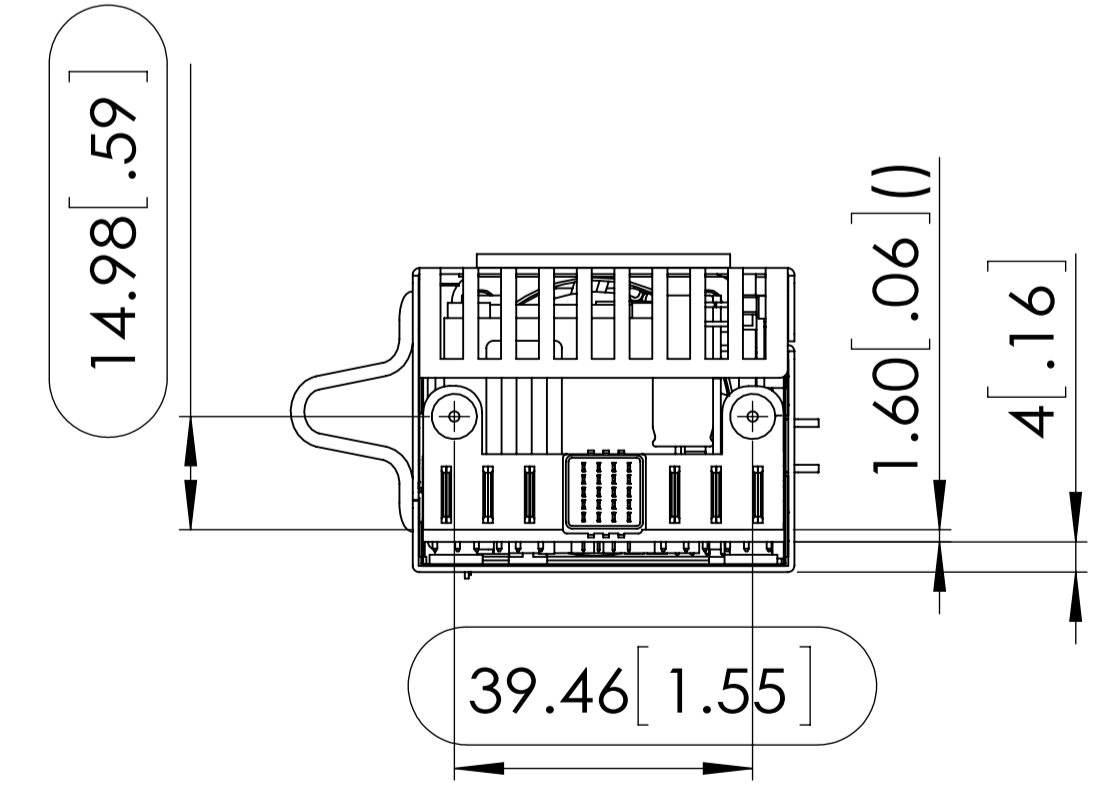
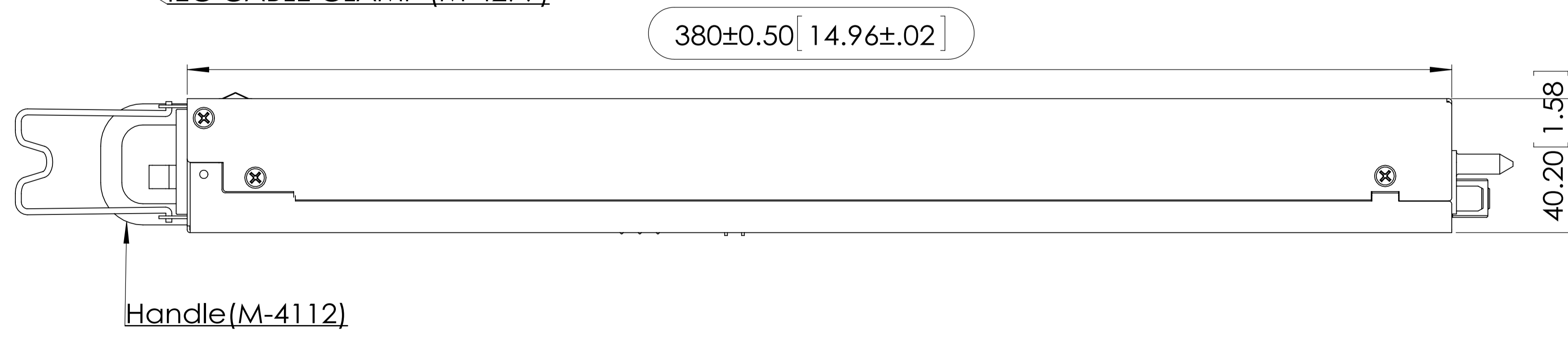
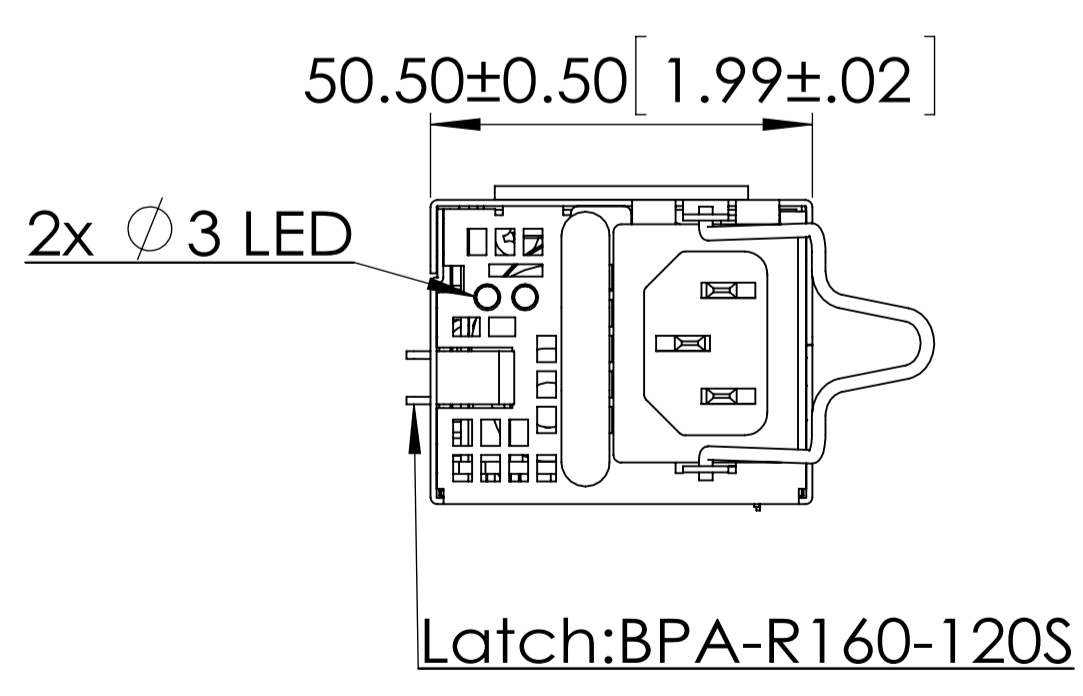
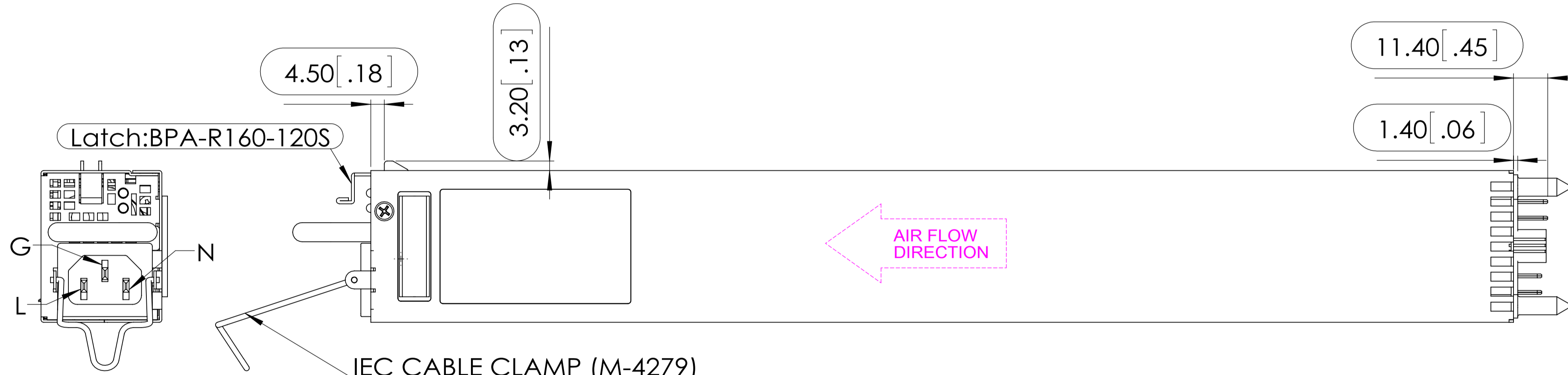

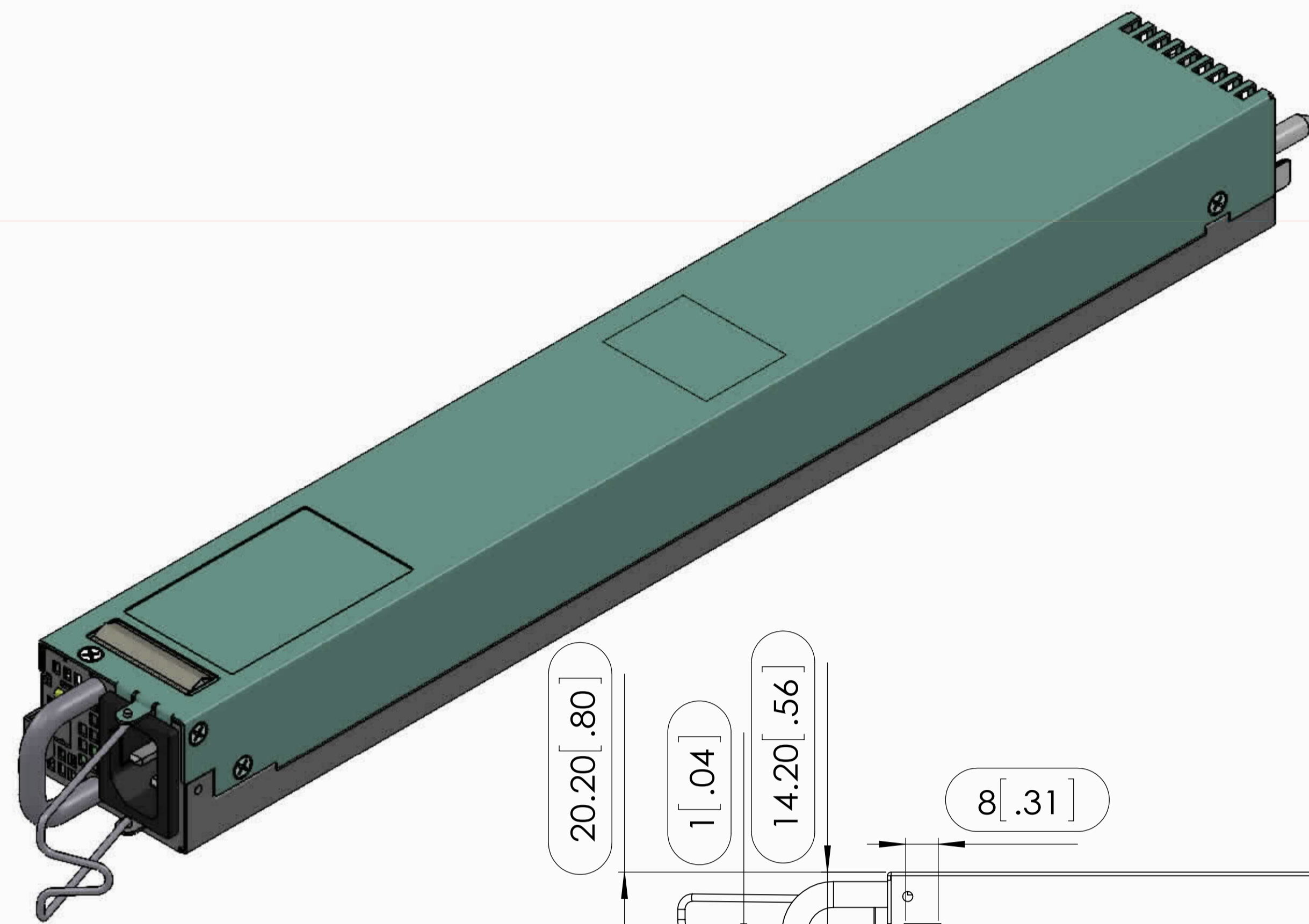
ASSIGNMENT	PIN NBR
+V1	P1,P2,P3
+V1 Return:	P4,P5,P6
SHARE:	1A
NU:	2A
SCL_1:	3A
ALERT:	4A
-VS:	1B
NU:	2B
SDA_1:	3B
A0:	4B
+VS: (short pin)	1C
NU: (short pin)	2C
PS_ON: (short pin)	3C
PS_Present: (short pin)	4C
NU:	1D
NU:	2D
DC_OK:	3D
A2:	4D
12VSB:	1E
A1:	2E
AC_OK:	3E
COM:	4E

P1	P2	P3	1	2	3	4	P4	P5	P6
+V1	+V1	+V1	12VSB	A1	AC_OK	COM	+V1 Return	+V1 Return	+V1 Return
			NU	NU	DC_OK	A2			
			+VS	NU	PS_ON	PS_Present			
			-VS	NU	SDA_1	A0			
			SHARE	NU	SCL_1	ALERT			

12V version: +V1/91.6A, 12VSB/2A
 24V version: +V1/45.8A, 12VSB/2A
 48V version: +V1/22.9A, 12VSB/2A
 56V version: +V1/19.6A, 12VSB/2A

MAXIMUM OUTPUT POWER: 1100W





Autec Power Systems	
TITLE	OUTLINE DRAWING
DRAWN	H. L. LIN
CHECKED	DRG. NO.
	MODEL NO.
	APS/B-700
	BPA-RS1100-XXX

UNIT	mm[inches]	REV. NO.	C	SCALE	0.34 : 1	MAT'L	CS TYPE B, G-40 t=0.8
THIRD		SIZE	A1	TOL.	± 0.5	DATE	10. 05. 2015